

Technical Report # 1212

**The Development of CBM Vocabulary Measures:
Grade 5**

Julie Alonzo

Daniel Anderson

Bitnara Jasmine Park

Gerald Tindal

University of Oregon



behavioral research & teaching

Published by

Behavioral Research and Teaching
University of Oregon • 175 Education
5262 University of Oregon • Eugene, OR 97403-5262
Phone: 541-346-3535 • Fax: 541-346-5689
<http://brt.uoregon.edu>

Note: Funds for this data set used to generate this report come from two federal grants awarded to the UO from the U.S. Department of Education, Institute for Education Sciences: Reliability and Validity Evidence for Progress Measures in Reading. U.S. Department of Education, Institute for Education Sciences. R324A100014. June 2010 - June 2014; and Assessments Aligned with Grade Level Content Standards and Scaled to Reflect Growth for Students with Disabilities (SWD), U.S. Department of Education, Institute for Education Sciences, H327A070188. June 2007 - June 2011. The opinions expressed are those of the authors and do not represent views of the Institute or the U.S. Department of Education.

Copyright © 2012. Behavioral Research and Teaching. All rights reserved. This publication, or parts thereof, may not be used or reproduced in any manner without written permission.

The University of Oregon is committed to the policy that all persons shall have equal access to its programs, facilities, and employment without regard to race, color, creed, religion, national origin, sex, age, marital status, disability, public assistance status, veteran status, or sexual orientation. This document is available in alternative formats upon request.

Abstract

In this technical report, we describe the development and piloting of a series of vocabulary assessments intended for use with students in grades two through eight. These measures, available as part of easyCBM™, an online progress monitoring and benchmark/screening assessment system, were developed in 2010 and administered to approximately 1200 students per grade from schools across the United States in the spring of 2011 using a common item design to allow all items to be estimated on the same scale within each grade level. We analyzed the results of the piloting using a one parameter logistic (1PL) Rasch analysis. Because the results of these analyses are quite lengthy, we present the results for each grade's analysis in its own technical report, all sharing a common abstract and introduction but unique methods, results, and discussion sections.

The Development of CBM Vocabulary Measures: Grade 5 (Technical Report 1212)

CBM assessments are a key component of many school improvement efforts, including the Response to Intervention (RTI) approach to meeting students' academic needs. In an RTI approach, teachers first administer a screening or benchmarking assessment to identify students who need supplemental interventions to meet grade-level expectations, then use a series of progress monitoring measures to evaluate the effectiveness of the interventions they provide the students. When students fail to show expected levels of progress (as indicated by 'flat line scores' or little improvement on repeated measures over time), teachers use this information to help them make instructional modifications with the goal of finding an intervention or combination of instructional approaches that will enable each student to make adequate progress toward achieving grade level proficiency and mastering content standards (McMaster, Fuchs, D., Fuchs, L.S., & Compton). In such a system, it is critical to have reliable measures that assess the target construct and are sensitive enough to detect improvement in skill over short periods of time. Because the term is relevant to our item writing efforts, we first provide a brief synthesis of the literature on 'universal design for assessment' before we describe the actual methods used in item creation, piloting, and evaluation.

Universal Design for Assessment

Universal Design for Assessment (UDA) is an approach to creating assessments in which test developers try to make their measures accessible to the widest possible population of students by incorporating design features that will reduce the barriers to students being able to interface successfully with the test items. In creating our mathematics items, we referred to both the National Center on Educational Outcomes' *A State Guide to the Development of Universally Designed Assessment* (Johnstone, Altman, & Thurlow, 2006) and the *Test Accessibility and*

Modification Inventory by Beddow, Kettler, and Elliott (2008).

Assessments that are universally designed encourage testing conditions that are accessible and fair to students with special needs as well as to those in the general education population. Universally designed assessments should: (a) measure true constructs while eliminating irrelevant ones, (b) recognize the diversity of the test-taker population, (c) be both concise and clear in their language, (d) have clear format and visual information, and (e) include the ability to change formatting without compromising the meaning or difficulty of the assessment results. Universally designed assessments aim to provide valid interpretation of all test-takers' abilities and skills, including those with disabilities (Johnstone, Altman, & Thurlow, 2006).

The principles of universal design for assessment guided our item creation efforts. In addition, we sought to reduce the cognitive complexity of our items by reducing the language and working memory load required to answer the test questions, and by consciously attempting to reduce the chance that extraneous information provided in the question stem or answer choices would confuse students. Our goal was to create vocabulary items that would be appropriate for use with students with a wide range of ability in the targeted construct as well as for English language learners.

Germane to our work here, it is important to emphasize that in an RTI model students are expected to be assessed on grade-level content standards, but the achievement standards set for students receiving intensive intervention assistance may not be as high as those set for students from the general education population. Thus, in developing our vocabulary item bank, we sought to create items that would appropriately target the grade-level content standards yet would do so in a way that would render them accessible to a wider range of student ability than might be

typically expected of assessment items. Our focus on reducing the cognitive and linguistic complexity of items as well as on designing the computer interface and features of the items themselves to reduce the impact of construct irrelevant barriers to student understanding was intended to provide a bank of items from which we could draw vocabulary problems representing a wide range of difficulty yet all aligned to grade-level content standards.

Methods

In this technical report, we explain the development of vocabulary CBMs designed for use with students in grades 2-8. This development included three key steps: (a) creating an item bank, (b) piloting all items in the item bank to determine their difficulty, reliability, and appropriateness for use with the intended grade level, and (c) organizing the items into a series of benchmark and progress monitoring assessments. We begin by describing the process of item creation, including background about the item specifications and guidance given to item writers during the development of the individual vocabulary items. Then, we explain the piloting of the vocabulary items. We outline the process we used to create multiple comparable alternate forms of progress monitoring and benchmarking assessments using the item bank information.

Item Development

We used the Oregon State Standards for Vocabulary as the basis for our item creation. All items were written to target one sub-domain within a particular Vocabulary Standard, with item-writers specifically referencing the intended sub-domain in the item database during item writing.

Item writer qualifications. Eight item writers were recruited from across Oregon and California. These individuals had experience in teaching and English language arts. Five of the item writers had worked extensively with students in Special Education programs and were

familiar with their educational needs. Specific background information is provided about each of the item writers. Item writer #1 had a Master's degree in Special Education. She had taught pre-Kindergarten through 5th grade and had completed 2.5 years of research work in assessment. Item writer #2 had the following qualifications: BS in Elementary Education with a Reading Endorsement; work experience with students in kindergarten and elementary grades and preschoolers with special needs; teaching experience as a substitute teacher and tutor for adults. Item writer #3 had also consulted and developed curriculum professionally. Item writer #3 had extensive experience tutoring students with disabilities and working with students in grades K-8. Item writer #4 had a BA in Health Education, a Master's of Arts in Teaching (K-8 Elementary Endorsement), and additional university credits for math education. She had 13 years experience teaching students in first through fourth grade.

Item writer #5 was a retired middle school teacher who had taught students with special needs. She had a BS in Elementary Education with a Reading Endorsement (K-12) and had 25 years of teaching experience. Item writer #6 held a Master's degree in Special Education and a BA in Developmental Psychology. Her experiences included: working as a Special Education teacher and Program Coordinator for a social service program; eight years of supporting individuals with developmental disabilities; and designing functional academic curricula in mathematics, reading, and social skills.

Item writer #7, a fifth-year Ph.D. candidate in developmental psychology, had a Bachelor's and a Master's degree also in developmental psychology. While item writer #7 had completed relevant coursework such as statistics, research methods, developmental psychology, language acquisition, linguistics, and social cognition, she had also taught undergraduate-level courses including Child Development, Cognitive Development, and Language Acquisition.

Finally, item writer #8 received a BA in Humanities with a concentration in Education and a Master's in Special Education. He had 3 years of experience teaching English in grades K-16 and was working in a research organization on projects related to assessments at the time he was writing mathematics items for this project. All item writers started the writing process in October 2008. The item bank was completed in May 2009.

Guidance given to item writers. Item writers were informed that the goal of this project was to create vocabulary items that would be appropriate for students struggling in grade-level reading materials in addition to items that would be appropriate for students who were performing at grade level expectations. In describing this student population, they were told to picture students with very low academic performance, who receive special education services, and who would also likely receive significant support in the general education classrooms. In addition, they were instructed to write some items that would be appropriate for students who were successfully working at grade-level expectations. In other words, they were asked to write items that covered a range of student ability and skill level.

Item writers were provided specific guidelines on how they should approach the item writing process. Two major points were emphasized: (a) the importance of writing items that reduced the cognitive complexity of the tasks, and (b) the need to preserve the integrity of the items by connecting them to grade-level content standards. Although the item-writers were told that researchers are still operationally defining the meaning of 'reducing cognitive complexity', they were given some basic ideas to consider while completing the item-writing tasks.

They were strongly encouraged to use simple language (short words and declarative sentences). The emphasis on simple language was designed to reduce the chance that words would present a barrier to is assessing students' ability to demonstrate their vocabulary

knowledge. The overall goal in item writing was to focus students' attention on a single idea. Therefore, it was essential for item writers to: (a) have in-depth understanding of the material, (b) spend time thinking of their audience, (c) be clear and concise in their writing, and (d) avoid irrelevant language and clues when writing the items.

Other specific guidelines provided to item writers included the following: (a) keep grammar structure parallel between a question and each answer option; (b) keep answer options similar in length and complexity levels; and (c) ensure that all answer choices are mutually exclusive.

To increase the alignment between items in consecutive grade levels, the year-long task of writing approximately 800 items per grade level was divided into 40 sets, 20 per three-grade span. Each set of items included 20 vocabulary words per grade (60 total per set). Thus, for each set of items, each item writer wrote vocabulary problems addressing similar Vocabulary Standards for three grades. Item writers completed their work on separate Excel files that were pre-formatted and named by the researchers. Item writers were encouraged to write items so that the difficulty level progressed smoothly from grade to grade. They were asked to create multiple-choice test items with three answer choices to address the Standards.

Although examples of test items were given, item writers were given the freedom to devise comparable questions that met the Standards. Because copies of the general and specific Standards were provided to the item writers, they were expected to study and understand the Standards' requirements. Item writers were reminded of the importance of producing items that met the Standards with the following characteristics: (a) items should be simple, direct, and in the most basic form of the Standard requirements; (b) complexity should be reduced whenever possible; (c) items should use vocabulary, background knowledge and topics appropriate for

students in the target grade level; and (d) the language should be simple, avoiding use of idioms, long words, passive voice, and unnecessary clauses. Item writers were provided the EDL Core Vocabulary list as a reference for determining appropriate grade-level words to use in items and distractors. Finally, researchers stressed the importance of creating original items, although item writers were given print and online resources as sources of inspiration, ideas, or information.

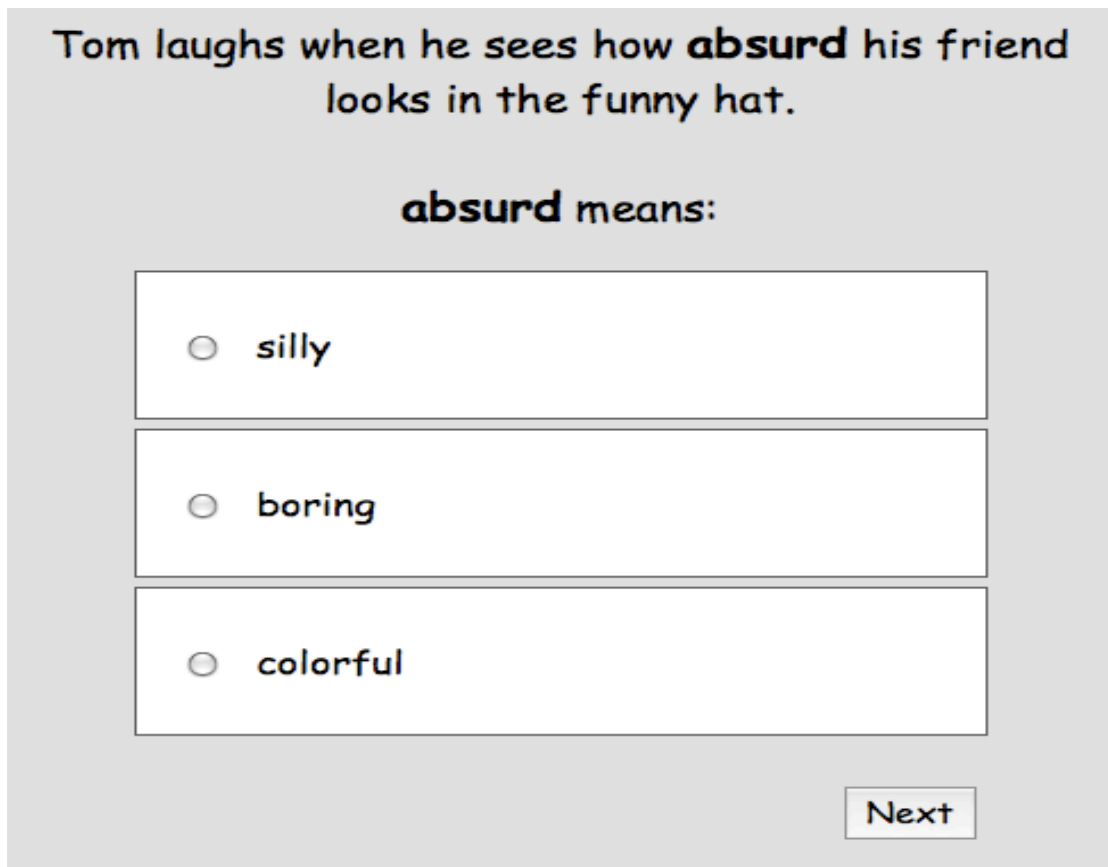
In writing the distractors, item writers were reminded to maintain three answer choices that were similar in length and complexity level, differing only in content. When constructing incorrect choices, they were informed that these distractors should be relevant to the sentence. Item writers were requested to use related words or concepts in the distractors, so that each answer choice appeared to be a relevant option.

Design of computer interface. Because these items were designed specifically for use in online computer delivered assessments, the research team worked closely with the computer programmer to ensure that the items would be able to be displayed appropriately in an online testing environment. The computer programmer provided guidance in the original item writing specifications, assisting with the development of computer code to enable a reliable and efficient transfer of the items from the Excel files provided by the item writers to the computer database and subsequent online display of the items.

Items were designed to be displayed one at a time on the screen, with a sentence in which the target vocabulary word is bolded appearing in the center of the screen and the three answer options below, but also displayed on the same screen (see Figure 1). Students select their answer by clicking anywhere in the large rectangular area corresponding with the answer option they want to pick. Once they are satisfied with their response, they click the “Next” button at the bottom right corner of their screen, and the computer displays the next item.

The size of the question stem and answer options is optimized for display without requiring any ‘scrolling’ to view all parts of the question and all possible answer options. However, should they need to enlarge the text to enable them to read it better, students are able to magnify the size of the display by adjusting their computer’s view to zoom in. The program is designed to be compatible with Firefox, Safari (on a Mac Operating System), and Internet Explorer (on a Windows Operating System).

Each time a question is displayed, the computer randomizes the order of the answer options. Thus, even when two students are looking at the same question at the same time, it is likely that the answer options will appear in a different order on the bottom of their screen. This random display feature built into the programming helps reduce the impact of cheating.



Tom laughs when he sees how **absurd his friend looks in the funny hat.**

absurd means:

- silly
- boring
- colorful

Next

Figure 1
Sample Question Illustrating Computer Display of Item

Item Review Process

A team of six researchers reviewed all items beginning June 2009. These researchers all had experience with assessment and item creation. Two of the researchers had earned doctorates in education, one with an emphasis on assessments. One of the researchers had a Master's in Special Education and had participated in a special program throughout his graduate studies focused on educational assessments. He had been the primary contact for the item writers for the previous year and was very familiar with the project. Of the remaining three researchers, one was a Ph.D. student in Educational Leadership, one was a Master's student in Speech Language Pathology, and one was a full-time research assistant at a research institute at the university where this research was conducted.

During the item review process, the researchers studied specific aspects of the items, including general clarity and alignment with the standards, formatting, wording, and answer choices. Researchers reviewed the items individually and as a group. Each researcher spent on average ten hours per week from June to August 2009 reviewing items individually. Beginning in July and continuing for the next several months, the team met regularly as a group in 2-3 hour meetings, several days per week. During group reviews, the team focused primarily on standardizing formats, verifying answer choices, and identifying errors. As errors were found, they were corrected, resulting in approximately 5600 items to be piloted in school year 2010/2011.

Item Piloting

Districts interested in participating in the piloting were provided a letter of introduction that described the piloting process and explained that to protect confidentiality, no identifying information would be collected on students, teachers, schools, or districts participating in the

piloting. Districts that opted to participate in the piloting agreed to have their students complete a series of pilot test items (which included both 20 vocabulary items and 15 short passage reading items in conjunction with their spring 2011 benchmark assessments. In these districts, students first completed the pilot items and then were administered their regular benchmark assessments. Because all assessments were administered by computer, the order in which the assessments were administered was controlled by the online piloting system. In all cases, students were administered a series of anchor items (5 vocabulary items) then 15 additional vocabulary items, randomly selected by the computer from the larger database of grade-level vocabulary items, then another series of anchor items (5 short reading passage items), followed by an additional 10 short reading passage items, again drawn randomly by the computer program from the larger database of grade-level short reading passage items. Upon completion of all pilot items, students were administered their regular spring benchmark assessments in reading.

These anchor items, selected for their range of difficulty and coverage of a variety of standards within a grade level, were kept constant to allow for calibrating all items within a grade level to the same scale. In keeping with Kolen and Brennan's (2004) recommendation, these anchor items always appeared in the same order and place on each test.

Data Analysis

To analyze the items, we used a 1PL Rasch model and the software Winsteps (Linacre, 2006). We chose the one parameter model rather than a more complicated one for our analysis out of a desire for parsimony and because it appears to fit the data quite well. Key item parameters we analyzed include *Mean Square Outfit* (items falling outside the desired range of 0.50 to 1.50 were examined in greater detail before being retained in the item bank for future use, *Standard Error of Measure*, and *Measure* (an estimate of the item's difficulty). In addition to

these item parameters, we also analyzed how the distractors functioned. In all cases, we sought to retain for our item bank items where students with the highest average estimated ability selected the correct answer choice, while students with lower average estimated ability selected the two other answer choices. We also sought items with a wide range of difficulty, cognizant of the need to have enough items to use for assessments designed for use with students receiving special education assistance as well as with students from the general education population.

Results

Data from each grade level were analyzed separately. The results of these analyses are reported separately by grade, each in its own technical report. Although no items were specifically written for use in grade 5, a number of extremely easy items were identified through the piloting process and were thus organized into vocabulary measures appropriate for students in fifth grade.

Of the Grade 5 items, 135 were over-fit (Mean Square Outfit ranging from 0.07 to 0.49 with an average Mean Square Outfit of 0.31). Of these, 134 items were retained for the item bank because distractor analysis indicated that they were functioning appropriately (students with the highest average estimated ability selected the correct answer choice, while students with lower estimated ability selected distractors). In addition to the over-fit items, 31 items were under-fit (Mean Square Outfit ranging from 1.51 to 4.95 with an average Mean Square Outfit of 2.17). Because distractor analysis indicated that all under-fit items were not functioning appropriately (students with the highest average estimated ability did not select the correct answer choice, while students with lower estimated ability selected the correct answer choice), all under-fit items were removed from the Grade 5 item bank. In all, 32 items were removed from the Grade 5 item bank because distractor analysis indicated inadequate item and/or distractor functioning.

Table 1 presents the results of the Rasch analysis for the Grade 5 items, while Table 2 presents the results of distractor analysis.

Discussion

We used the results of the Rasch analysis to select items from the item bank to use in the creation of ten alternate forms of progress monitoring measures and three benchmark screener forms appropriate for use with students in fifth grade, resulting in a total of 13 fifth-grade vocabulary measures. Each form of the measures was comprised of 20 items, and all alternate forms are designed to be of comparable difficulty, as determined by calculating the mean *measure* of the items on each form.

Mean measure of forms 1 – 10 of the Vocabulary progress monitoring measures range from -0.24 to -0.19, with an average of -0.22 across all ten forms. Mean measure of the Vocabulary Benchmark measures range from -0.22 to -0.21, with an average of -0.22 across all three forms. Table 3 lists information about each of the alternate forms of the vocabulary measures for fifth grade.

References

- Alonzo, J., Ulmer, K., Tindal, G., & Glasgow, A. (2006). easyCBM online assessment system. <http://easycbm.com>. Eugene, OR: Behavioral Research and Teaching, University of Oregon.
- Beddow, P. A., Kettler, R. J., & Elliott, S. N. (2008). Test Accessibility and Modification Inventory (TAMI). Peabody College, Vanderbilt University.
- Johnstone, C., Altman, J., & Thurlow, M. (2006). A state guide to the development of universally designed assessments. Minneapolis, MN: University of Minnesota, National Center on Educational Outcomes.
- Linacre, J. M. (2006). Winsteps3.61.1. Author.
- Kolen, M. J., & Brennan, R. L. (2004). *Test equating, scaling, and linking: Methods and practices (2nd ed.)*. New York: Springer Science + Business Media.
- McMaster, K.L., Fuchs, D., Fuchs, L.S., & Compton, D.L. (2005). Responding to non-responders: An experimental field trial of identification and intervention methods. *Exceptional Children, 71*, 445–463.
- Posny, A. (2004). Clash of the titans: No child left behind and students with disabilities. Paper presented at the Center on Education Policy's forum on ideas to improve the NCLB accountability provisions for students with disabilities and English language learners, September 14, 2004, Washington, DC. Available at: <http://www.cepc.org/pubs/Forum14September2004/PochowskiPaper.pdf>.
- Stevens, J. (2007). Personal Communication.
- Torgensen, J.K., Alexander, A.W., Wagner, R.K., Rashotee, C.A., Voeller, K.K.S., & Conway, T. (2001). Intensive remedial instruction for children with severe reading disabilities: Immediate and long-term outcomes from two instructional approaches. *Journal of Learning*

Disabilities, 34, 33–58.

Table 1a
Item Information and Statistics, Gr5Vocab1 (Mean Measure = -0.23)

Item	Item Name	Standard	Measure	Count	Error	MSQ Outfit	Disc
1	Vocab_Item_55232	EL.05.RE.12 Understand and explain frequently used synonyms, antonyms, and homographs.	-2.59	78	0.75	0.12	1.18
2	Vocab_Item_65229	EL.06.RE.11 Determine the meaning of unknown words or words with unusual meanings in informational and narrative text by using word, sentence, and paragraph clues.	-2.27	93	0.63	0.70	1.01
3	Vocab_Item_55867	EL.05.RE.12 Understand and explain frequently used synonyms, antonyms, and homographs.	-1.26	78	0.44	1.05	0.90
4	Vocab_Item_55017	EL.05.RE.13 Determine the meanings of figurative expressions, such as those in similes and metaphors.	-1.23	79	0.49	1.11	1.00
5	Vocab_Item_55594	EL.05.RE.12 Understand and explain frequently used synonyms, antonyms, and homographs.	0.54	78	0.30	1.07	0.82
6	Vocab_Item_55452	EL.05.RE.11 Determine meanings of words using contextual and structural clues.	0.58	78	0.29	0.85	1.06
7	Vocab_Item_55732	EL.05.RE.12 Understand and explain frequently used synonyms, antonyms, and homographs.	1.49	78	0.27	0.70	1.48
8	Vocab_Item_55694	EL.05.RE.13 Determine the meanings of figurative expressions, such as those in similes and metaphors.	1.66	78	0.26	0.94	1.19
9	Vocab_Item_65106	EL.06.RE.12 Interpret figurative language, including similes, metaphors, and words with multiple meanings.	-1.79	92	0.51	0.53	1.02
10	Vocab_Item_55463	EL.05.RE.12 Understand and explain frequently used synonyms, antonyms, and homographs.	-1.53	78	0.54	0.49	1.08

Table 1a

Item Information and Statistics, Gr5Vocab1 (Mean Measure = -0.23) Cont.

Item	Item Name	Standard	Measure	Count	Error	MSQ Outfit	Disc
11	Vocab_Item_65190	EL.06.RE.11 Determine the meaning of unknown words or words with unusual meanings in informational and narrative text by using word, sentence, and paragraph clues.	-1.00	95	0.42	0.41	1.17
12	Vocab_Item_55327	EL.05.RE.12 Understand and explain frequently used synonyms, antonyms, and homographs.	-0.73	79	0.39	0.96	1.01
13	Vocab_Item_55466	EL.05.RE.13 Determine the meanings of figurative expressions, such as those in similes and metaphors.	0.68	78	0.30	1.05	0.92
14	Vocab_Item_55864	EL.05.RE.12 Understand and explain frequently used synonyms, antonyms, and homographs.	0.31	78	0.32	1.11	1.03
15	Vocab_Item_55693	EL.05.RE.13 Determine the meanings of figurative expressions, such as those in similes and metaphors.	2.07	77	0.26	1.03	1.15
16	Vocab_Item_55603	EL.05.RE.13 Determine the meanings of figurative expressions, such as those in similes and metaphors.	1.29	78	0.28	1.18	0.72
17	Vocab_Item_55316	EL.05.RE.11 Determine meanings of words using contextual and structural clues.	-0.07	78	0.34	0.55	1.26
18	Vocab_Item_55195	EL.05.RE.13 Determine the meanings of figurative expressions, such as those in similes and metaphors.	1.05	78	0.29	0.92	1.11
19	Vocab_Item_55822	EL.05.RE.12 Understand and explain frequently used synonyms, antonyms, and homographs.	-0.40	78	0.42	0.58	1.14
20	Vocab_Item_55817	EL.05.RE.11 Determine meanings of words using contextual and structural clues.	-1.43	78	0.53	0.50	1.07

Table 1b
Item Information and Statistics, Gr5Vocab2 (Mean Measure = -0.23)

Item	Item Name	Standard	Measure	Count	Error	MSQ Outfit	Disc
1	Vocab_Item_55232	EL.05.RE.12 Understand and explain frequently used synonyms, antonyms, and homographs.	-2.59	78	0.75	0.12	1.18
2	Vocab_Item_55010	EL.05.RE.12 Understand and explain frequently used synonyms, antonyms, and homographs.	-2.50	78	0.75	0.13	1.16
3	Vocab_Item_55867	EL.05.RE.12 Understand and explain frequently used synonyms, antonyms, and homographs.	-1.26	78	0.44	1.05	0.90
4	Vocab_Item_65548	EL.06.RE.11 Determine the meaning of unknown words or words with unusual meanings in informational and narrative text by using word, sentence, and paragraph clues.	-1.26	93	0.43	0.50	1.10
5	Vocab_Item_55594	EL.05.RE.12 Understand and explain frequently used synonyms, antonyms, and homographs.	0.54	78	0.30	1.07	0.82
6	Vocab_Item_55515	EL.05.RE.13 Determine the meanings of figurative expressions, such as those in similes and metaphors.	0.54	79	0.33	0.84	1.01
7	Vocab_Item_55732	EL.05.RE.12 Understand and explain frequently used synonyms, antonyms, and homographs.	1.49	78	0.27	0.70	1.48
8	Vocab_Item_55288	EL.05.RE.13 Determine the meanings of figurative expressions, such as those in similes and metaphors.	1.50	78	0.26	0.89	1.36
9	Vocab_Item_55006	EL.05.RE.11 Determine meanings of words using contextual and structural clues.	-1.84	78	0.62	1.38	0.91
10	Vocab_Item_55727	EL.05.RE.12 Understand and explain frequently used synonyms, antonyms, and homographs.	-1.57	78	0.56	0.17	1.23

Table 1b

Item Information and Statistics, Gr5Vocab2 (Mean Measure = -0.23) Cont.

Item	Item Name	Standard	Measure	Count	Error	MSQ Outfit	Disc
11	Vocab_It m_55420	EL.05.RE.13 Determine the meanings of figurative expressions, such as those in similes and metaphors.	-0.94	78	0.44	0.30	1.25
12	Vocab_It m_55287	EL.05.RE.13 Determine the meanings of figurative expressions, such as those in similes and metaphors.	-0.72	78	0.41	0.71	1.09
13	Vocab_It m_55819	EL.05.RE.12 Understand and explain frequently used synonyms, antonyms, and homographs.	0.72	79	0.30	1.00	1.01
14	Vocab_It m_55153	EL.05.RE.13 Determine the meanings of figurative expressions, such as those in similes and metaphors.	0.32	78	0.32	1.07	1.03
15	Vocab_It m_55065	EL.05.RE.13 Determine the meanings of figurative expressions, such as those in similes and metaphors.	2.17	77	0.27	1.16	0.61
16	Vocab_It m_55775	EL.05.RE.12 Understand and explain frequently used synonyms, antonyms, and homographs.	1.36	78	0.29	0.91	1.18
17	Vocab_It m_55816	EL.05.RE.11 Determine meanings of words using contextual and structural clues.	-0.02	78	0.36	0.78	1.06
18	Vocab_It m_55586	EL.05.RE.11 Determine meanings of words using contextual and structural clues.	1.15	78	0.28	0.93	1.17
19	Vocab_It m_55141	EL.05.RE.11 Determine meanings of words using contextual and structural clues.	-0.35	78	0.39	0.69	1.09
20	Vocab_It m_55051	EL.05.RE.11 Determine meanings of words using contextual and structural clues.	-1.40	78	0.53	0.69	1.04

Table 1c
Item Information and Statistics, Gr5Vocab3 (Mean Measure = -0.24)

Item	Item Name	Standard	Measure	Count	Error	MSQ Outfit	Disc
1	Vocab_It m_55010	EL.05.RE.12 Understand and explain frequently used synonyms, antonyms, and homographs.	-2.50	78	0.75	0.13	1.16
2	Vocab_It m_65017	EL.06.RE.12 Interpret figurative language, including similes, metaphors, and words with multiple meanings.	-2.50	94	0.74	0.20	1.12
3	Vocab_It m_65548	EL.06.RE.11 Determine the meaning of unknown words or words with unusual meanings in informational and narrative text by using word, sentence, and paragraph clues.	-1.26	93	0.43	0.50	1.10
4	Vocab_It m_65331	EL.06.RE.12 Interpret figurative language, including similes, metaphors, and words with multiple meanings.	-1.26	94	0.43	0.42	1.24
5	Vocab_It m_55515	EL.05.RE.13 Determine the meanings of figurative expressions, such as those in similes and metaphors.	0.54	79	0.33	0.84	1.01
6	Vocab_It m_55377	EL.05.RE.13 Determine the meanings of figurative expressions, such as those in similes and metaphors.	0.55	78	0.30	0.75	1.25
7	Vocab_It m_55288	EL.05.RE.13 Determine the meanings of figurative expressions, such as those in similes and metaphors.	1.50	78	0.26	0.89	1.36
8	Vocab_It m_55865	EL.05.RE.12 Understand and explain frequently used synonyms, antonyms, and homographs.	1.51	78	0.26	0.80	1.44
9	Vocab_It m_55501	EL.05.RE.11 Determine meanings of words using contextual and structural clues.	-1.84	78	0.55	0.18	1.22
10	Vocab_It m_55144	EL.05.RE.12 Understand and explain frequently used synonyms, antonyms, and homographs.	-1.53	78	0.53	0.45	1.07

Table 1c

Item Information and Statistics, Gr5Vocab3 (Mean Measure = -0.24) Cont.

Item	Item Name	Standard	Measure	Count	Error	MSQ Outfit	Disc
11	Vocab_It m_55136	EL.05.RE.11 Determine meanings of words using contextual and structural clues.	-1.04	77	0.48	0.54	1.10
12	Vocab_It m_55143	EL.05.RE.12 Understand and explain frequently used synonyms, antonyms, and homographs.	-0.86	78	0.42	0.54	1.10
13	Vocab_It m_55277	EL.05.RE.11 Determine meanings of words using contextual and structural clues.	0.73	78	0.30	1.06	0.85
14	Vocab_It m_55766	EL.05.RE.11 Determine meanings of words using contextual and structural clues.	0.33	78	0.34	0.81	1.07
15	Vocab_It m_55736	EL.05.RE.13 Determine the meanings of figurative expressions, such as those in similes and metaphors.	2.20	78	0.27	1.31	0.38
16	Vocab_It m_55687	EL.05.RE.12 Understand and explain frequently used synonyms, antonyms, and homographs.	1.32	78	0.27	1.25	0.31
17	Vocab_It m_55372	EL.05.RE.12 Understand and explain frequently used synonyms, antonyms, and homographs.	-0.05	78	0.33	1.09	0.86
18	Vocab_It m_55425	EL.05.RE.13 Determine the meanings of figurative expressions, such as those in similes and metaphors.	1.14	78	0.28	1.10	0.85
19	Vocab_It m_55321	EL.05.RE.11 Determine meanings of words using contextual and structural clues.	-0.32	78	0.36	0.42	1.28
20	Vocab_It m_65054	EL.06.RE.11 Determine the meaning of unknown words or words with unusual meanings in informational and narrative text by using word, sentence, and paragraph clues.	-1.40	94	0.48	0.33	1.13

Table 1d
Item Information and Statistics, Gr5Vocab4 (Mean Measure = -0.23)

Item	Item Name	Standard	Measure	Count	Error	MSQ Outfit	Disc
1	Vocab_It m_65017	EL.06.RE.12 Interpret figurative language, including similes, metaphors, and words with multiple meanings.	-2.50	94	0.74	0.20	1.12
2	Vocab_It m_65695	EL.06.RE.12 Interpret figurative language, including similes, metaphors, and words with multiple meanings.	-2.49	94	0.75	0.22	1.11
3	Vocab_It m_65331	EL.06.RE.12 Interpret figurative language, including similes, metaphors, and words with multiple meanings.	-1.26	94	0.43	0.42	1.24
4	Vocab_It m_55863	EL.05.RE.12 Understand and explain frequently used synonyms, antonyms, and homographs.	-1.25	77	0.49	0.25	1.22
5	Vocab_It m_55377	EL.05.RE.13 Determine the meanings of figurative expressions, such as those in similes and metaphors.	0.55	78	0.30	0.75	1.25
6	Vocab_It m_55053	EL.05.RE.12 Understand and explain frequently used synonyms, antonyms, and homographs.	0.56	77	0.30	1.31	0.73
7	Vocab_It m_55865	EL.05.RE.12 Understand and explain frequently used synonyms, antonyms, and homographs.	1.51	78	0.26	0.80	1.44
8	Vocab_It m_55815	EL.05.RE.11 Determine meanings of words using contextual and structural clues.	1.53	78	0.28	1.45	0.43
9	Vocab_It m_55856	EL.05.RE.11 Determine meanings of words using contextual and structural clues.	-1.81	78	0.73	1.00	0.98
10	Vocab_It m_55285	EL.05.RE.13 Determine the meanings of figurative expressions, such as those in similes and metaphors.	-1.58	78	0.52	0.79	1.04

Table 1d

Item Information and Statistics, Gr5Vocab4 (Mean Measure = -0.23) Cont.

Item	Item Name	Standard	Measure	Count	Error	MSQ Outfit	Disc
11	Vocab_It m_55019	EL.05.RE.13 Determine the meanings of figurative expressions, such as those in similes and metaphors.	-1.04	78	0.47	1.45	1.12
12	Vocab_It m_55187	EL.05.RE.11 Determine meanings of words using contextual and structural clues.	-0.86	78	0.47	0.52	1.10
13	Vocab_It m_55284	EL.05.RE.13 Determine the meanings of figurative expressions, such as those in similes and metaphors.	0.76	78	0.29	1.09	0.83
14	Vocab_It m_55046	EL.05.RE.11 Determine meanings of words using contextual and structural clues.	0.33	78	0.32	0.79	1.12
15	Vocab_It m_55459	EL.05.RE.12 Understand and explain frequently used synonyms, antonyms, and homographs.	2.24	78	0.26	1.22	0.55
16	Vocab_It m_55200	EL.05.RE.13 Determine the meanings of figurative expressions, such as those in similes and metaphors.	1.32	78	0.27	1.18	0.70
17	Vocab_It m_55595	EL.05.RE.12 Understand and explain frequently used synonyms, antonyms, and homographs.	-0.03	78	0.35	1.20	1.19
18	Vocab_It m_55373	EL.05.RE.12 Understand and explain frequently used synonyms, antonyms, and homographs.	1.14	78	0.27	0.94	1.18
19	Vocab_It m_55812	EL.05.RE.11 Determine meanings of words using contextual and structural clues.	-0.31	78	0.37	1.34	0.89
20	Vocab_It m_55509	EL.05.RE.13 Determine the meanings of figurative expressions, such as those in similes and metaphors.	-1.39	79	0.54	0.60	0.99

Table 1e
Item Information and Statistics, Gr5Vocab5 (Mean Measure = -0.23)

Item	Item Name	Standard	Measure	Count	Error	MSQ Outfit	Disc
1	Vocab_Item_65695	EL.06.RE.12 Interpret figurative language, including similes, metaphors, and words with multiple meanings.	-2.49	94	0.75	0.22	1.11
2	Vocab_Item_55721	EL.05.RE.11 Determine meanings of words using contextual and structural clues.	-2.42	78	0.76	0.14	1.17
3	Vocab_Item_55863	EL.05.RE.12 Understand and explain frequently used synonyms, antonyms, and homographs.	-1.25	77	0.49	0.25	1.22
4	Vocab_Item_65781	EL.06.RE.12 Interpret figurative language, including similes, metaphors, and words with multiple meanings.	-1.25	92	0.48	0.97	0.92
5	Vocab_Item_55053	EL.05.RE.12 Understand and explain frequently used synonyms, antonyms, and homographs.	0.56	77	0.30	1.31	0.73
6	Vocab_Item_55541	EL.05.RE.11 Determine meanings of words using contextual and structural clues.	0.56	78	0.31	1.14	0.81
7	Vocab_Item_55815	EL.05.RE.11 Determine meanings of words using contextual and structural clues.	1.53	78	0.28	1.45	0.43
8	Vocab_Item_55728	EL.05.RE.12 Understand and explain frequently used synonyms, antonyms, and homographs.	1.55	76	0.28	0.99	1.10
9	Vocab_Item_65467	EL.06.RE.12 Interpret figurative language, including similes, metaphors, and words with multiple meanings.	-1.81	93	0.56	0.20	1.22
10	Vocab_Item_65410	EL.06.RE.11 Determine the meaning of unknown words or words with unusual meanings in informational and narrative text by using word, sentence, and paragraph clues.	-1.54	94	0.50	1.18	0.92

Table 1e

Item Information and Statistics, Gr5Vocab5 (Mean Measure = -0.23) Cont.

Item	Item Name	Standard	Measure	Count	Error	MSQ Outfit	Disc
11	Vocab_It m_55276	EL.05.RE.11 Determine meanings of words using contextual and structural clues.	-0.99	78	0.42	1.21	0.91
12	Vocab_It m_55229	EL.05.RE.11 Determine meanings of words using contextual and structural clues.	-0.73	78	0.40	0.55	1.15
13	Vocab_It m_55092	EL.05.RE.11 Determine meanings of words using contextual and structural clues.	0.70	79	0.29	1.09	0.81
14	Vocab_It m_55011	EL.05.RE.12 Understand and explain frequently used synonyms, antonyms, and homographs.	0.31	78	0.33	0.97	1.09
15	Vocab_It m_55182	EL.05.RE.11 Determine meanings of words using contextual and structural clues.	2.08	78	0.26	1.31	0.33
16	Vocab_It m_55827	EL.05.RE.13 Determine the meanings of figurative expressions, such as those in similes and metaphors.	1.30	78	0.27	1.03	0.99
17	Vocab_It m_55184	EL.05.RE.11 Determine meanings of words using contextual and structural clues.	-0.06	78	0.36	0.54	1.21
18	Vocab_It m_55871	EL.05.RE.13 Determine the meanings of figurative expressions, such as those in similes and metaphors.	1.13	78	0.28	1.21	0.66
19	Vocab_It m_55235	EL.05.RE.12 Understand and explain frequently used synonyms, antonyms, and homographs.	-0.31	78	0.38	0.59	1.19
20	Vocab_It m_55770	EL.05.RE.11 Determine meanings of words using contextual and structural clues.	-1.39	78	0.47	0.30	1.20

Table 1f
Item Information and Statistics, Gr5Vocab6 (Mean Measure = -0.19)

Item	Item Name	Standard	Measure	Count	Error	MSQ Outfit	Disc
1	Vocab_Item_55721	EL.05.RE.11 Determine meanings of words using contextual and structural clues.	-2.42	78	0.76	0.14	1.17
2	Vocab_Item_65145	EL.06.RE.11 Determine the meaning of unknown words or words with unusual meanings in informational and narrative text by using word, sentence, and paragraph clues.	-2.38	94	0.74	0.15	1.15
3	Vocab_Item_65781	EL.06.RE.12 Interpret figurative language, including similes, metaphors, and words with multiple meanings.	-1.25	92	0.48	0.97	0.92
4	Vocab_Item_65815	EL.06.RE.11 Determine the meaning of unknown words or words with unusual meanings in informational and narrative text by using word, sentence, and paragraph clues.	-1.25	94	0.45	0.67	1.16
5	Vocab_Item_55541	EL.05.RE.11 Determine meanings of words using contextual and structural clues.	0.56	78	0.31	1.14	0.81
6	Vocab_Item_55417	EL.05.RE.12 Understand and explain frequently used synonyms, antonyms, and homographs.	0.57	78	0.32	1.03	0.93
7	Vocab_Item_55728	EL.05.RE.12 Understand and explain frequently used synonyms, antonyms, and homographs.	1.55	76	0.28	0.99	1.10
8	Vocab_Item_55328	EL.05.RE.12 Understand and explain frequently used synonyms, antonyms, and homographs.	1.55	78	0.27	0.89	1.12
9	Vocab_Item_65419	EL.06.RE.12 Interpret figurative language, including similes, metaphors, and words with multiple meanings.	-1.86	93	0.62	0.36	1.10
10	Vocab_Item_55230	EL.05.RE.11 Determine meanings of words using contextual and structural clues.	-1.58	78	0.61	0.33	1.13

Table 1f

Item Information and Statistics, Gr5Vocab6 (Mean Measure = -0.19) Cont.

Item	Item Name	Standard	Measure	Count	Error	MSQ Outfit	Disc
11	Vocab_Item_65010	EL.06.RE.11 Determine the meaning of unknown words or words with unusual meanings in informational and narrative text by using word, sentence, and paragraph clues.	-1.04	94	0.49	0.78	1.07
12	Vocab_Item_55013	EL.05.RE.12 Understand and explain frequently used synonyms, antonyms, and homographs.	-0.80	3267	0.07	0.83	1.04
13	Vocab_Item_55590	EL.05.RE.11 Determine meanings of words using contextual and structural clues.	0.86	78	0.30	0.97	0.97
14	Vocab_Item_55274	EL.05.RE.11 Determine meanings of words using contextual and structural clues.	0.38	78	0.33	0.78	1.12
15	Vocab_Item_55818	EL.05.RE.12 Understand and explain frequently used synonyms, antonyms, and homographs.	2.41	77	0.26	0.93	1.03
16	Vocab_Item_55064	EL.05.RE.13 Determine the meanings of figurative expressions, such as those in similes and metaphors.	1.36	79	0.29	0.73	1.38
17	Vocab_Item_55692	EL.05.RE.13 Determine the meanings of figurative expressions, such as those in similes and metaphors.	-0.01	78	0.34	1.09	0.73
18	Vocab_Item_55281	EL.05.RE.12 Understand and explain frequently used synonyms, antonyms, and homographs.	1.16	78	0.29	1.25	0.76
19	Vocab_Item_55226	EL.05.RE.11 Determine meanings of words using contextual and structural clues.	-0.31	78	0.38	0.50	1.21
20	Vocab_Item_65271	EL.06.RE.11 Determine the meaning of unknown words or words with unusual meanings in informational and narrative text by using word, sentence, and paragraph clues.	-1.38	3776	0.08	0.64	1.10

Table 1g
Item Information and Statistics, Gr5Vocab7 (Mean Measure = -0.21)

Item	Item Name	Standard	Measure	Count	Error	MSQ Outfit	Disc
1	Vocab_Item_65145	EL.06.RE.11 Determine the meaning of unknown words or words with unusual meanings in informational and narrative text by using word, sentence, and paragraph clues.	-2.38	94	0.74	0.15	1.15
2	Vocab_Item_65732	EL.06.RE.12 Interpret figurative language, including similes, metaphors, and words with multiple meanings.	-2.36	93	0.74	0.17	1.15
3	Vocab_Item_65815	EL.06.RE.11 Determine the meaning of unknown words or words with unusual meanings in informational and narrative text by using word, sentence, and paragraph clues.	-1.25	94	0.45	0.67	1.16
4	Vocab_Item_65598	EL.06.RE.11 Determine the meaning of unknown words or words with unusual meanings in informational and narrative text by using word, sentence, and paragraph clues.	-1.24	92	0.49	0.94	1.00
5	Vocab_Item_55417	EL.05.RE.12 Understand and explain frequently used synonyms, antonyms, and homographs.	0.57	78	0.32	1.03	0.93
6	Vocab_Item_55726	EL.05.RE.11 Determine meanings of words using contextual and structural clues.	0.57	78	0.30	0.93	0.92
7	Vocab_Item_55328	EL.05.RE.12 Understand and explain frequently used synonyms, antonyms, and homographs.	1.55	78	0.27	0.89	1.12
8	Vocab_Item_55243	EL.05.RE.13 Determine the meanings of figurative expressions, such as those in similes and metaphors.	1.55	77	0.27	0.85	1.41
9	Vocab_Item_55108	EL.05.RE.13 Determine the meanings of figurative expressions, such as those in similes and metaphors.	-1.87	78	0.64	1.03	0.96
10	Vocab_Item_55467	EL.05.RE.13 Determine the meanings of figurative expressions, such as those in similes and metaphors.	-1.56	78	0.55	0.40	1.14

Table 1g
Item Information and Statistics, Gr5Vocab7 (Mean Measure = -0.21) Cont.

Item	Item Name	Standard	Measure	Count	Error	MSQ Outfit	Disc
11	Vocab_Item_65288	EL.06.RE.12 Interpret figurative language, including similes, metaphors, and words with multiple meanings.	-1.04	94	0.45	0.69	1.10
12	Vocab_Item_55635	EL.05.RE.11 Determine meanings of words using contextual and structural clues.	-0.85	78	0.45	0.65	1.05
13	Vocab_Item_55325	EL.05.RE.12 Understand and explain frequently used synonyms, antonyms, and homographs.	0.78	77	0.29	0.99	0.91
14	Vocab_Item_55422	EL.05.RE.13 Determine the meanings of figurative expressions, such as those in similes and metaphors.	0.34	78	0.32	1.10	0.91
15	Vocab_Item_55061	EL.05.RE.13 Determine the meanings of figurative expressions, such as those in similes and metaphors.	2.27	78	0.26	1.26	0.79
16	Vocab_Item_55506	EL.05.RE.12 Understand and explain frequently used synonyms, antonyms, and homographs.	1.33	78	0.28	1.19	0.74
17	Vocab_Item_55188	EL.05.RE.12 Understand and explain frequently used synonyms, antonyms, and homographs.	-0.03	78	0.35	1.01	1.08
18	Vocab_Item_55059	EL.05.RE.13 Determine the meanings of figurative expressions, such as those in similes and metaphors.	1.14	78	0.28	0.75	1.24
19	Vocab_Item_55648	EL.05.RE.13 Determine the meanings of figurative expressions, such as those in similes and metaphors.	-0.32	77	0.36	0.70	1.20
20	Vocab_Item_65823	EL.06.RE.12 Interpret figurative language, including similes, metaphors, and words with multiple meanings.	-1.40	95	0.49	0.64	1.13

Table 1h
Item Information and Statistics, Gr5Vocab8 (Mean Measure = -0.22)

Item	Item Name	Standard	Measure	Count	Error	MSQ Outfit	Disc
1	Vocab_It m_65732	EL.06.RE.12 Interpret figurative language, including similes, metaphors, and words with multiple meanings.	-2.36	93	0.74	0.17	1.15
2	Vocab_It m_55499	EL.05.RE.11 Determine meanings of words using contextual and structural clues.	-2.35	78	0.73	0.93	0.97
3	Vocab_It m_65598	EL.06.RE.12 Interpret figurative language, including similes, metaphors, and words with multiple meanings.	-1.24	92	0.49	0.94	1.00
4	Vocab_It m_65015	EL.06.RE.12 Interpret figurative language, including similes, metaphors, and words with multiple meanings.	-1.24	93	0.43	0.34	1.22
5	Vocab_It m_55726	EL.05.RE.11 Determine meanings of words using contextual and structural clues.	0.57	78	0.30	0.93	0.92
6	Vocab_It m_55468	EL.05.RE.13 Determine the meanings of figurative expressions, such as those in similes and metaphors.	0.57	79	0.30	0.71	1.35
7	Vocab_It m_55243	EL.05.RE.13 Determine the meanings of figurative expressions, such as those in similes and metaphors.	1.55	77	0.27	0.85	1.41
8	Vocab_It m_55543	EL.05.RE.11 Determine meanings of words using contextual and structural clues.	1.57	78	0.26	1.13	0.79
9	Vocab_It m_65005	EL.06.RE.11 Determine the meaning of unknown words or words with unusual meanings in informational and narrative text by using word, sentence, and paragraph clues.	-1.87	3828	0.09	0.97	1.04
10	Vocab_It m_55777	EL.05.RE.12 Understand and explain frequently used synonyms, antonyms, and homographs.	-1.58	78	0.53	0.29	1.14

Table 1h

Item Information and Statistics, Gr5Vocab8 (Mean Measure = -0.22) Cont.

Item	Item Name	Standard	Measure	Count	Error	MSQ Outfit	Disc
11	Vocab_Item_65323	EL.06.RE.11 Determine the meaning of unknown words or words with unusual meanings in informational and narrative text by using word, sentence, and paragraph clues.	-1.04	93	0.40	0.44	1.18
12	Vocab_Item_55318	EL.05.RE.11 Determine meanings of words using contextual and structural clues.	-0.84	78	0.42	0.61	1.14
13	Vocab_Item_55008	EL.05.RE.12 Understand and explain frequently used synonyms, antonyms, and homographs.	0.80	78	0.29	0.84	1.16
14	Vocab_Item_55548	EL.05.RE.11 Determine meanings of words using contextual and structural clues.	0.37	79	0.31	0.64	1.35
15	Vocab_Item_55814	EL.05.RE.11 Determine meanings of words using contextual and structural clues.	2.32	78	0.27	0.85	1.26
16	Vocab_Item_55776	EL.05.RE.12 Understand and explain frequently used synonyms, antonyms, and homographs.	1.21	78	0.27	1.44	0.44
17	Vocab_Item_55510	EL.05.RE.13 Determine the meanings of figurative expressions, such as those in similes and metaphors.	-0.10	78	0.35	0.76	1.08
18	Vocab_Item_55555	EL.05.RE.12 Understand and explain frequently used synonyms, antonyms, and homographs.	1.01	79	0.28	0.96	1.13
19	Vocab_Item_55875	EL.05.RE.13 Determine the meanings of figurative expressions, such as those in similes and metaphors.	-0.38	77	0.38	0.64	1.13
20	Vocab_Item_55331	EL.05.RE.13 Determine the meanings of figurative expressions, such as those in similes and metaphors.	-1.42	78	0.51	0.31	1.17

Table 1i
Item Information and Statistics, Gr5Vocab9 (Mean Measure = -0.21)

Item	Item Name	Standard	Measure	Count	Error	MSQ Outfit	Disc
1	Vocab_It m_55499	EL.05.RE.11 Determine meanings of words using contextual and structural clues.	-2.35	78	0.73	0.93	0.97
2	Vocab_It m_65682	EL.06.RE.11 Determine the meaning of unknown words or words with unusual meanings in informational and narrative text by using word, sentence, and paragraph clues.	-2.33	93	0.73	1.06	0.98
3	Vocab_It m_65015	EL.06.RE.12 Interpret figurative language, including similes, metaphors, and words with multiple meanings.	-1.24	93	0.43	0.34	1.22
4	Vocab_It m_55017	EL.05.RE.13 Determine the meanings of figurative expressions, such as those in similes and metaphors.	-1.23	79	0.49	1.11	1.00
5	Vocab_It m_55468	EL.05.RE.13 Determine the meanings of figurative expressions, such as those in similes and metaphors.	0.57	79	0.30	0.71	1.35
6	Vocab_It m_55334	EL.05.RE.13 Determine the meanings of figurative expressions, such as those in similes and metaphors.	0.58	78	0.30	1.31	0.75
7	Vocab_It m_55543	EL.05.RE.11 Determine meanings of words using contextual and structural clues.	1.57	78	0.26	1.13	0.79
8	Vocab_It m_55411	EL.05.RE.11 Determine meanings of words using contextual and structural clues.	1.63	3164	0.04	1.28	0.51
9	Vocab_It m_55781	EL.05.RE.13 Determine the meanings of figurative expressions, such as those in similes and metaphors.	-1.89	78	0.62	0.34	1.09
10	Vocab_It m_55773	EL.05.RE.11 Determine meanings of words using contextual and structural clues.	-1.53	77	0.61	1.04	0.95

Table 1i
Item Information and Statistics, Gr5Vocab9 (Mean Measure = -0.217) Cont.

Item	Item Name	Standard	Measure	Count	Error	MSQ Outfit	Disc
11	Vocab_Item_65504	EL.06.RE.11 Determine the meaning of unknown words or words with unusual meanings in informational and narrative text by using word, sentence, and paragraph clues.	-1.02	93	0.50	0.66	1.12
12	Vocab_Item_55735	EL.05.RE.13 Determine the meanings of figurative expressions, such as those in similes and metaphors.	-0.83	79	0.43	1.19	0.98
13	Vocab_Item_55329	EL.05.RE.12 Understand and explain frequently used synonyms, antonyms, and homographs.	0.82	78	0.29	0.89	1.07
14	Vocab_Item_55415	EL.05.RE.12 Understand and explain frequently used synonyms, antonyms, and homographs.	0.38	78	0.32	0.89	1.07
15	Vocab_Item_55598	EL.05.RE.12 Understand and explain frequently used synonyms, antonyms, and homographs.	2.39	77	0.26	0.97	0.98
16	Vocab_Item_55828	EL.05.RE.13 Determine the meanings of figurative expressions, such as those in similes and metaphors.	1.22	78	0.28	0.98	1.12
17	Vocab_Item_55641	EL.05.RE.12 Understand and explain frequently used synonyms, antonyms, and homographs.	-0.09	78	0.37	1.27	0.82
18	Vocab_Item_55319	EL.05.RE.11 Determine meanings of words using contextual and structural clues.	1.02	78	0.28	0.93	0.98
19	Vocab_Item_55646	EL.05.RE.13 Determine the meanings of figurative expressions, such as those in similes and metaphors.	-0.38	78	0.38	0.56	1.21
20	Vocab_Item_55508	EL.05.RE.12 Understand and explain frequently used synonyms, antonyms, and homographs.	-1.42	78	0.55	0.27	1.19

Table 1j
Item Information and Statistics, Gr5Vocab10 (Mean Measure = -0.20)

Item	Item Name	Standard	Measure	Count	Error	MSQ Outfit	Disc
1	Vocab_Item_55234	EL.05.RE.12 Understand and explain frequently used synonyms, antonyms, and homographs.	-2.31	78	0.74	0.25	1.08
2	Vocab_Item_55503	EL.05.RE.12 Understand and explain frequently used synonyms, antonyms, and homographs.	-1.23	77	0.56	0.28	1.18
3	Vocab_Item_55503	EL.05.RE.12 Understand and explain frequently used synonyms, antonyms, and homographs.	-1.23	77	0.56	0.28	1.18
4	Vocab_Item_55334	EL.05.RE.13 Determine the meanings of figurative expressions, such as those in similes and metaphors.	0.58	78	0.30	1.31	0.75
5	Vocab_Item_55155	EL.05.RE.13 Determine the meanings of figurative expressions, such as those in similes and metaphors.	0.58	78	0.30	0.97	1.05
6	Vocab_Item_55411	EL.05.RE.11 Determine meanings of words using contextual and structural clues.	1.63	3164	0.04	1.28	0.51
7	Vocab_Item_55317	EL.05.RE.11 Determine meanings of words using contextual and structural clues.	1.63	78	0.28	1.11	0.93
8	Vocab_Item_65408	EL.06.RE.11 Determine the meaning of unknown words or words with unusual meanings in informational and narrative text by using word, sentence, and paragraph clues.	-1.90	94	0.61	0.30	1.14
9	Vocab_Item_55542	EL.05.RE.11 Determine meanings of words using contextual and structural clues.	-1.58	78	0.57	0.14	1.27
10	Vocab_Item_55234	EL.05.RE.12 Understand and explain frequently used synonyms, antonyms, and homographs.	-2.31	78	0.74	0.25	1.08

Table 1j

Item Information and Statistics, Gr5Vocab10 (Mean Measure = -0.20) Cont.

Item	Item Name	Standard	Measure	Count	Error	MSQ Outfit	Disc
11	Vocab_Item_55588	EL.05.RE.11 Determine meanings of words using contextual and structural clues.	-0.98	78	0.49	0.53	1.11
12	Vocab_Item_55860	EL.05.RE.11 Determine meanings of words using contextual and structural clues.	-0.72	78	0.42	0.41	1.23
13	Vocab_Item_55198	EL.05.RE.13 Determine the meanings of figurative expressions, such as those in similes and metaphors.	0.72	78	0.30	0.99	1.06
14	Vocab_Item_55228	EL.05.RE.11 Determine meanings of words using contextual and structural clues.	0.33	78	0.31	0.93	1.02
15	Vocab_Item_55333	EL.05.RE.13 Determine the meanings of figurative expressions, such as those in similes and metaphors.	2.17	79	0.25	1.16	0.62
16	Vocab_Item_55056	EL.05.RE.12 Understand and explain frequently used synonyms, antonyms, and homographs.	1.36	3216	0.04	1.15	0.74
17	Vocab_Item_55186	EL.05.RE.11 Determine meanings of words using contextual and structural clues.	-0.03	78	0.39	0.62	1.20
18	Vocab_Item_55821	EL.05.RE.12 Understand and explain frequently used synonyms, antonyms, and homographs.	1.15	78	0.27	1.22	0.65
19	Vocab_Item_55062	EL.05.RE.13 Determine the meanings of figurative expressions, such as those in similes and metaphors.	-0.40	78	0.39	1.23	0.92
20	Vocab_Item_55142	EL.05.RE.11 Determine meanings of words using contextual and structural clues.	-1.43	77	0.45	0.93	1.07

Table 1k

Item Information and Statistics, Gr5Vocab Benchmark 1 (Mean Measure = -0.22)

Item	Item Name	Standard	Measure	Count	Error	MSQ Outfit	Disc
1	Vocab_Item_55234	EL.05.RE.12 Understand and explain frequently used synonyms, antonyms, and homographs.	-2.31	78	0.74	0.25	1.08
2	Vocab_Item_65506	EL.06.RE.12 Interpret figurative language, including similes, metaphors, and words with multiple meanings.	-2.31	93	0.76	0.24	1.08
3	Vocab_Item_65048	EL.06.RE.11 Determine the meaning of unknown words or words with unusual meanings in informational and narrative text by using word, sentence, and paragraph clues.	-1.23	94	0.48	0.92	1.02
4	Vocab_Item_65048	EL.06.RE.11 Determine the meaning of unknown words or words with unusual meanings in informational and narrative text by using word, sentence, and paragraph clues.	-1.23	94	0.48	0.92	1.02
5	Vocab_Item_55155	EL.05.RE.13 Determine the meanings of figurative expressions, such as those in similes and metaphors.	0.58	78	0.30	0.97	1.05
6	Vocab_Item_55452	EL.05.RE.11 Determine meanings of words using contextual and structural clues.	0.58	78	0.29	0.85	1.06
7	Vocab_Item_55317	EL.05.RE.11 Determine meanings of words using contextual and structural clues.	1.63	78	0.28	1.11	0.93
8	Vocab_Item_55282	EL.05.RE.12 Understand and explain frequently used synonyms, antonyms, and homographs.	1.63	78	0.26	1.07	0.79
9	Vocab_Item_55592	EL.05.RE.11 Determine meanings of words using contextual and structural clues.	-1.90	78	0.61	0.24	1.15
10	Vocab_Item_55197	EL.05.RE.13 Determine the meanings of figurative expressions, such as those in similes and metaphors.	-1.55	78	0.54	0.51	1.04

Table 1k

Item Information and Statistics, Gr5Vocab Benchmark 1 (Mean Measure = -0.22) Cont.

Item	Item Name	Standard	Measure	Count	Error	MSQ Outfit	Disc
11	Vocab_It m_65603	EL.06.RE.12 Interpret figurative language, including similes, metaphors, and words with multiple meanings.	-1.01	92	0.49	0.42	1.17
12	Vocab_It m_55289	EL.05.RE.13 Determine the meanings of figurative expressions, such as those in similes and metaphors.	-0.74	78	0.44	0.60	1.11
13	Vocab_It m_55106	EL.05.RE.13 Determine the meanings of figurative expressions, such as those in similes and metaphors.	0.67	78	0.30	0.72	1.38
14	Vocab_It m_55015	EL.05.RE.13 Determine the meanings of figurative expressions, such as those in similes and metaphors.	0.29	80	0.30	1.15	0.87
15	Vocab_It m_55148	EL.05.RE.12 Understand and explain frequently used synonyms, antonyms, and homographs.	2.06	78	0.26	1.20	0.36
16	Vocab_It m_55767	EL.05.RE.11 Determine meanings of words using contextual and structural clues.	1.26	78	0.29	0.69	1.36
17	Vocab_It m_55633	EL.05.RE.11 Determine meanings of words using contextual and structural clues.	-0.08	78	0.36	1.48	0.92
18	Vocab_It m_55678	EL.05.RE.11 Determine meanings of words using contextual and structural clues.	1.04	78	0.27	0.96	1.00
19	Vocab_It m_55020	EL.05.RE.13 Determine the meanings of figurative expressions, such as those in similes and metaphors.	-0.37	78	0.39	0.91	1.01
20	Vocab_It m_65600	EL.06.RE.12 Interpret figurative language, including similes, metaphors, and words with multiple meanings.	-1.42	94	0.53	0.39	1.10

Table 11
Item Information and Statistics, Gr5Vocab Benchmark 2 (Mean Measure = -0.22)

Item	Item Name	Standard	Measure	Count	Error	MSQ Outfit	Disc
1	Vocab_Item_65506	EL.06.RE.12 Interpret figurative language, including similes, metaphors, and words with multiple meanings.	-2.31	93	0.76	0.24	1.08
2	Vocab_Item_65184	EL.06.RE.11 Determine the meaning of unknown words or words with unusual meanings in informational and narrative text by using word, sentence, and paragraph clues.	-2.28	94	0.74	0.26	1.09
3	Vocab_Item_65226	EL.06.RE.11 Determine the meaning of unknown words or words with unusual meanings in informational and narrative text by using word, sentence, and paragraph clues.	-1.23	94	0.45	0.48	1.13
4	Vocab_Item_65226	EL.06.RE.11 Determine the meaning of unknown words or words with unusual meanings in informational and narrative text by using word, sentence, and paragraph clues.	-1.23	94	0.45	0.48	1.13
5	Vocab_Item_55642	EL.05.RE.12 Understand and explain frequently used synonyms, antonyms, and homographs.	0.59	78	0.30	1.32	0.65
6	Vocab_Item_55642	EL.05.RE.12 Understand and explain frequently used synonyms, antonyms, and homographs.	0.59	78	0.30	1.32	0.65
7	Vocab_Item_55282	EL.05.RE.12 Understand and explain frequently used synonyms, antonyms, and homographs.	1.63	78	0.26	1.07	0.79
8	Vocab_Item_55371	EL.05.RE.12 Understand and explain frequently used synonyms, antonyms, and homographs.	1.65	78	0.25	1.02	0.99
9	Vocab_Item_55729	EL.05.RE.12 Understand and explain frequently used synonyms, antonyms, and homographs.	-1.90	3149	0.10	0.44	1.11
10	Vocab_Item_55102	EL.05.RE.12 Understand and explain frequently used synonyms, antonyms, and homographs.	-1.55	78	0.54	0.40	1.14

Table 11

Item Information and Statistics, Gr5Vocab Benchmark 2 (Mean Measure = -0.22) Cont.

Item	Item Name	Standard	Measure	Count	Error	MSQ Outfit	Disc
11	Vocab_Item_65334	EL.06.RE.12 Interpret figurative language, including similes, metaphors, and words with multiple meanings.	-1.01	94	0.44	0.23	1.28
12	Vocab_Item_55140	EL.05.RE.11 Determine meanings of words using contextual and structural clues.	-0.77	70	0.45	0.48	1.17
13	Vocab_Item_55409	EL.05.RE.11 Determine meanings of words using contextual and structural clues.	0.67	78	0.30	1.02	0.86
14	Vocab_Item_55278	EL.05.RE.12 Understand and explain frequently used synonyms, antonyms, and homographs.	0.29	78	0.32	1.34	0.66
15	Vocab_Item_55551	EL.05.RE.12 Understand and explain frequently used synonyms, antonyms, and homographs.	2.00	78	0.26	1.01	0.99
16	Vocab_Item_55602	EL.05.RE.13 Determine the meanings of figurative expressions, such as those in similes and metaphors.	1.25	78	0.27	0.87	1.11
17	Vocab_Item_55679	EL.05.RE.11 Determine meanings of words using contextual and structural clues.	-0.09	77	0.34	0.85	1.14
18	Vocab_Item_55149	EL.05.RE.13 Determine the meanings of figurative expressions, such as those in similes and metaphors.	1.04	78	0.27	1.27	0.80
19	Vocab_Item_55785	EL.05.RE.13 Determine the meanings of figurative expressions, such as those in similes and metaphors.	-0.37	78	0.37	0.44	1.27
20	Vocab_Item_55825	EL.05.RE.13 Determine the meanings of figurative expressions, such as those in similes and metaphors.	-1.41	78	0.50	0.47	1.11

Table 1m

Item Information and Statistics, Gr5Vocab Benchmark 3 (Mean Measure = -0.21)

Item	Item Name	Standard	Measure	Count	Error	MSQ Outfit	Disc
1	Vocab_Item_65184	EL.06.RE.11 Determine the meaning of unknown words or words with unusual meanings in informational and narrative text by using word, sentence, and paragraph clues.	-2.28	94	0.74	0.26	1.09
2	Vocab_Item_65229	EL.06.RE.11 Determine the meaning of unknown words or words with unusual meanings in informational and narrative text by using word, sentence, and paragraph clues.	-2.27	93	0.63	0.70	1.01
3	Vocab_Item_55145	EL.05.RE.12 Understand and explain frequently used synonyms, antonyms, and homographs.	-1.22	78	0.44	0.43	1.12
4	Vocab_Item_55145	EL.05.RE.12 Understand and explain frequently used synonyms, antonyms, and homographs.	-1.22	78	0.44	0.43	1.12
5	Vocab_Item_55379	EL.05.RE.13 Determine the meanings of figurative expressions, such as those in similes and metaphors.	0.59	78	0.30	1.00	0.97
6	Vocab_Item_55379	EL.05.RE.13 Determine the meanings of figurative expressions, such as those in similes and metaphors.	0.59	78	0.30	1.00	0.97
7	Vocab_Item_55371	EL.05.RE.12 Understand and explain frequently used synonyms, antonyms, and homographs.	1.65	78	0.25	1.02	0.99
8	Vocab_Item_55694	EL.05.RE.13 Determine the meanings of figurative expressions, such as those in similes and metaphors.	1.66	78	0.26	0.94	1.19
9	Vocab_Item_55052	EL.05.RE.11 Determine meanings of words using contextual and structural clues.	-1.90	78	0.62	0.84	0.99
10	Vocab_Item_65377	EL.06.RE.12 Interpret figurative language, including similes, metaphors, and words with multiple meanings.	-1.55	98	0.53	0.40	1.08

Table 1m

Item Information and Statistics, Gr5Vocab Benchmark 3 (Mean Measure = -0.21) Cont.

Item	Item Name	Standard	Measure	Count	Error	MSQ Outfit	Disc
11	Vocab_It m_55514	EL.05.RE.13 Determine the meanings of figurative expressions, such as those in similes and metaphors.	-1.00	78	0.46	0.51	1.09
12	Vocab_It m_55465	EL.05.RE.13 Determine the meanings of figurative expressions, such as those in similes and metaphors.	-0.72	81	0.42	1.32	0.91
13	Vocab_It m_55734	EL.05.RE.13 Determine the meanings of figurative expressions, such as those in similes and metaphors.	0.71	78	0.31	0.92	1.00
14	Vocab_It m_55272	EL.05.RE.11 Determine meanings of words using contextual and structural clues.	0.31	84	0.32	0.73	1.15
15	Vocab_It m_55057	EL.05.RE.12 Understand and explain frequently used synonyms, antonyms, and homographs.	2.13	77	0.26	0.80	1.43
16	Vocab_It m_55638	EL.05.RE.12 Understand and explain frequently used synonyms, antonyms, and homographs.	1.25	78	0.27	0.98	0.97
17	Vocab_It m_55780	EL.05.RE.13 Determine the meanings of figurative expressions, such as those in similes and metaphors.	-0.09	78	0.37	1.00	1.09
18	Vocab_It m_55858	EL.05.RE.11 Determine meanings of words using contextual and structural clues.	1.03	77	0.29	1.15	0.87
19	Vocab_It m_55596	EL.05.RE.12 Understand and explain frequently used synonyms, antonyms, and homographs.	-0.36	78	0.37	0.78	1.10
20	Vocab_It m_65195	EL.06.RE.12 Interpret figurative language, including similes, metaphors, and words with multiple meanings.	-1.41	93	0.54	0.37	1.12

Table 1n
Item Information and Statistics, Unassigned Items

Item Name	Standard	Measure	Count	Error	MSQ Outfit	Disc
Vocab_It m_55001	EL.05.RE.11 Determine meanings of words using contextual and structural clues.	1.73	78	0.26	1.00	0.96
Vocab_It m_55002	EL.05.RE.11 Determine meanings of words using contextual and structural clues.	-1.34	78	0.56	0.30	1.17
Vocab_It m_55003	EL.05.RE.11 Determine meanings of words using contextual and structural clues.	-0.62	78	0.40	0.76	0.95
Vocab_It m_55004	EL.05.RE.11 Determine meanings of words using contextual and structural clues.	0.22	78	0.34	1.16	0.91
Vocab_It m_55005	EL.05.RE.11 Determine meanings of words using contextual and structural clues.	-2.15	78	0.62	0.64	1.03
Vocab_It m_55009	EL.05.RE.12 Understand and explain frequently used synonyms, antonyms, and homographs.	0.91	78	0.30	0.97	0.90
Vocab_It m_55012	EL.05.RE.12 Understand and explain frequently used synonyms, antonyms, and homographs.	-1.19	78	0.51	1.13	0.98
Vocab_It m_55014	EL.05.RE.12 Understand and explain frequently used synonyms, antonyms, and homographs.	-2.13	78	0.74	0.28	1.11
Vocab_It m_55018	EL.05.RE.13 Determine the meanings of figurative expressions, such as those in similes and metaphors.	-2.23	78	0.74	0.82	1.03
Vocab_It m_55047	EL.05.RE.11 Determine meanings of words using contextual and structural clues.	2.71	79	0.27	1.03	0.86
Vocab_It m_55048	EL.05.RE.11 Determine meanings of words using contextual and structural clues.	0.40	78	0.31	0.59	1.28
Vocab_It m_55049	EL.05.RE.11 Determine meanings of words using contextual and structural clues.	-1.11	78	0.44	0.71	1.05
Vocab_It m_55050	EL.05.RE.11 Determine meanings of words using contextual and structural clues.	-1.30	78	0.49	0.59	1.10
Vocab_It m_55054	EL.05.RE.12 Understand and explain frequently used synonyms, antonyms, and homographs.	-1.22	78	0.47	0.30	1.25

Table 1n
Item Information and Statistics, Unassigned Items Cont.

Item Name	Standard	Measure	Count	Error	MSQ Outfit	Disc
Vocab_It m_55055	EL.05.RE.12 Understand and explain frequently used synonyms, antonyms, and homographs.	0.28	78	0.32	0.58	1.23
Vocab_It m_55058	EL.05.RE.12 Understand and explain frequently used synonyms, antonyms, and homographs.	0.64	78	0.31	1.19	0.84
Vocab_It m_55060	EL.05.RE.13 Determine the meanings of figurative expressions, such as those in similes and metaphors.	0.06	79	0.32	1.16	1.01
Vocab_It m_55063	EL.05.RE.13 Determine the meanings of figurative expressions, such as those in similes and metaphors.	-0.57	78	0.37	0.98	1.01
Vocab_It m_55091	EL.05.RE.11 Determine meanings of words using contextual and structural clues.	1.69	77	0.28	0.92	1.27
Vocab_It m_55093	EL.05.RE.11 Determine meanings of words using contextual and structural clues.	2.82	78	0.28	0.94	1.24
Vocab_It m_55094	EL.05.RE.11 Determine meanings of words using contextual and structural clues.	-0.42	78	0.41	0.92	1.04
Vocab_It m_55095	EL.05.RE.11 Determine meanings of words using contextual and structural clues.	1.46	76	0.28	1.00	1.02
Vocab_It m_55099	EL.05.RE.12 Understand and explain frequently used synonyms, antonyms, and homographs.	0.50	78	0.32	0.74	1.11
Vocab_It m_55100	EL.05.RE.12 Understand and explain frequently used synonyms, antonyms, and homographs.	-0.29	78	0.38	0.67	1.11
Vocab_It m_55101	EL.05.RE.12 Understand and explain frequently used synonyms, antonyms, and homographs.	0.13	78	0.32	0.57	1.30
Vocab_It m_55103	EL.05.RE.12 Understand and explain frequently used synonyms, antonyms, and homographs.	-1.72	78	0.64	0.14	1.21
Vocab_It m_55104	EL.05.RE.12 Understand and explain frequently used synonyms, antonyms, and homographs.	-0.20	78	0.35	1.33	0.88
Vocab_It m_55105	EL.05.RE.13 Determine the meanings of figurative expressions, such as those in similes and metaphors.	0.40	78	0.31	0.82	1.06

Table 1n
Item Information and Statistics, Unassigned Items Cont.

Item Name	Standard	Measure	Count	Error	MSQ Outfit	Disc
Vocab_It m_55107	EL.05.RE.13 Determine the meanings of figurative expressions, such as those in similes and metaphors.	-0.70	78	0.44	0.53	1.15
Vocab_It m_55110	EL.05.RE.13 Determine the meanings of figurative expressions, such as those in similes and metaphors.	0.93	78	0.28	1.26	0.62
Vocab_It m_55137	EL.05.RE.11 Determine meanings of words using contextual and structural clues.	-0.70	79	0.43	0.74	1.08
Vocab_It m_55138	EL.05.RE.11 Determine meanings of words using contextual and structural clues.	1.45	78	0.28	1.23	0.66
Vocab_It m_55139	EL.05.RE.11 Determine meanings of words using contextual and structural clues.	-1.32	78	0.50	0.26	1.21
Vocab_It m_55146	EL.05.RE.12 Understand and explain frequently used synonyms, antonyms, and homographs.	-1.72	78	0.55	0.17	1.25
Vocab_It m_55147	EL.05.RE.12 Understand and explain frequently used synonyms, antonyms, and homographs.	-0.45	79	0.37	0.75	1.10
Vocab_It m_55150	EL.05.RE.13 Determine the meanings of figurative expressions, such as those in similes and metaphors.	-0.49	78	0.40	0.74	1.12
Vocab_It m_55152	EL.05.RE.13 Determine the meanings of figurative expressions, such as those in similes and metaphors.	-0.42	78	0.38	0.87	1.02
Vocab_It m_55154	EL.05.RE.13 Determine the meanings of figurative expressions, such as those in similes and metaphors.	-0.41	78	0.39	0.86	0.93
Vocab_It m_55183	EL.05.RE.11 Determine meanings of words using contextual and structural clues.	-2.00	78	0.74	0.46	1.08
Vocab_It m_55185	EL.05.RE.11 Determine meanings of words using contextual and structural clues.	-0.56	78	0.39	0.77	1.11
Vocab_It m_55190	EL.05.RE.12 Understand and explain frequently used synonyms, antonyms, and homographs.	2.67	79	0.27	0.78	1.38
Vocab_It m_55191	EL.05.RE.12 Understand and explain frequently used synonyms, antonyms, and homographs.	0.16	78	0.35	0.58	1.23

Table 1n
Item Information and Statistics, Unassigned Items Cont.

Item Name	Standard	Measure	Count	Error	MSQ Outfit	Disc
Vocab_It m_55193	EL.05.RE.12 Understand and explain frequently used synonyms, antonyms, and homographs.	0.40	79	0.31	0.86	1.10
Vocab_It m_55194	EL.05.RE.12 Understand and explain frequently used synonyms, antonyms, and homographs.	-0.23	79	0.35	0.64	1.13
Vocab_It m_55196	EL.05.RE.13 Determine the meanings of figurative expressions, such as those in similes and metaphors.	0.87	78	0.29	1.02	0.98
Vocab_It m_55199	EL.05.RE.13 Determine the meanings of figurative expressions, such as those in similes and metaphors.	-0.25	79	0.38	0.81	1.01
Vocab_It m_55227	EL.05.RE.11 Determine meanings of words using contextual and structural clues.	0.53	78	0.29	0.81	1.14
Vocab_It m_55231	EL.05.RE.11 Determine meanings of words using contextual and structural clues.	-0.11	78	0.36	0.85	1.06
Vocab_It m_55233	EL.05.RE.12 Understand and explain frequently used synonyms, antonyms, and homographs.	-0.62	78	0.38	0.80	1.07
Vocab_It m_55236	EL.05.RE.12 Understand and explain frequently used synonyms, antonyms, and homographs.	-1.65	77	0.50	0.28	1.19
Vocab_It m_55237	EL.05.RE.12 Understand and explain frequently used synonyms, antonyms, and homographs.	-1.76	78	0.73	0.96	0.97
Vocab_It m_55238	EL.05.RE.12 Understand and explain frequently used synonyms, antonyms, and homographs.	-0.51	78	0.38	0.46	1.26
Vocab_It m_55239	EL.05.RE.13 Determine the meanings of figurative expressions, such as those in similes and metaphors.	0.25	78	0.33	0.95	0.99
Vocab_It m_55240	EL.05.RE.13 Determine the meanings of figurative expressions, such as those in similes and metaphors.	-0.62	78	0.38	0.96	0.91
Vocab_It m_55241	EL.05.RE.13 Determine the meanings of figurative expressions, such as those in similes and metaphors.	-0.91	78	0.45	0.55	1.08
Vocab_It m_55242	EL.05.RE.13 Determine the meanings of figurative expressions, such as those in similes and metaphors.	1.83	76	0.27	1.36	-0.01

Table 1n
Item Information and Statistics, Unassigned Items Cont.

Item Name	Standard	Measure	Count	Error	MSQ Outfit	Disc
Vocab_It m_55244	EL.05.RE.13 Determine the meanings of figurative expressions, such as those in similes and metaphors.	-1.46	78	0.53	0.45	1.11
Vocab_It m_55245	EL.05.RE.13 Determine the meanings of figurative expressions, such as those in similes and metaphors.	-0.42	77	0.35	0.62	1.21
Vocab_It m_55271	EL.05.RE.11 Determine meanings of words using contextual and structural clues.	-1.35	78	0.54	0.34	1.15
Vocab_It m_55273	EL.05.RE.11 Determine meanings of words using contextual and structural clues.	-3.82	78	1.83	1.00	1.00
Vocab_It m_55275	EL.05.RE.11 Determine meanings of words using contextual and structural clues.	1.78	78	0.26	0.95	1.02
Vocab_It m_55279	EL.05.RE.12 Understand and explain frequently used synonyms, antonyms, and homographs.	-0.17	78	0.38	0.46	1.22
Vocab_It m_55280	EL.05.RE.12 Understand and explain frequently used synonyms, antonyms, and homographs.	-0.11	78	0.34	1.00	0.99
Vocab_It m_55283	EL.05.RE.12 Understand and explain frequently used synonyms, antonyms, and homographs.	0.49	78	0.33	0.77	1.07
Vocab_It m_55286	EL.05.RE.13 Determine the meanings of figurative expressions, such as those in similes and metaphors.	-0.44	78	0.39	0.83	1.00
Vocab_It m_55290	EL.05.RE.13 Determine the meanings of figurative expressions, such as those in similes and metaphors.	2.52	78	0.26	1.06	0.90
Vocab_It m_55320	EL.05.RE.11 Determine meanings of words using contextual and structural clues.	0.08	79	0.33	0.64	1.21
Vocab_It m_55322	EL.05.RE.11 Determine meanings of words using contextual and structural clues.	-0.16	78	0.36	0.76	1.05
Vocab_It m_55323	EL.05.RE.12 Understand and explain frequently used synonyms, antonyms, and homographs.	0.64	78	0.30	0.77	1.17
Vocab_It m_55332	EL.05.RE.13 Determine the meanings of figurative expressions, such as those in similes and metaphors.	0.04	78	0.35	0.51	1.29

Table 1n
Item Information and Statistics, Unassigned Items Cont.

Item Name	Standard	Measure	Count	Error	MSQ Outfit	Disc
Vocab_It m_55335	EL.05.RE.13 Determine the meanings of figurative expressions, such as those in similes and metaphors.	-0.26	79	0.35	0.82	1.07
Vocab_It m_55361	EL.05.RE.11 Determine meanings of words using contextual and structural clues.	-2.12	77	0.63	0.25	1.15
Vocab_It m_55362	EL.05.RE.11 Determine meanings of words using contextual and structural clues.	-2.21	78	0.74	0.75	0.97
Vocab_It m_55363	EL.05.RE.11 Determine meanings of words using contextual and structural clues.	0.15	78	0.32	1.07	0.93
Vocab_It m_55365	EL.05.RE.11 Determine meanings of words using contextual and structural clues.	0.06	79	0.33	1.15	0.92
Vocab_It m_55366	EL.05.RE.11 Determine meanings of words using contextual and structural clues.	0.60	78	0.29	0.98	0.98
Vocab_It m_55367	EL.05.RE.12 Understand and explain frequently used synonyms, antonyms, and homographs.	-0.57	78	0.42	0.50	1.19
Vocab_It m_55368	EL.05.RE.12 Understand and explain frequently used synonyms, antonyms, and homographs.	0.41	3195	0.05	0.89	1.09
Vocab_It m_55369	EL.05.RE.12 Understand and explain frequently used synonyms, antonyms, and homographs.	1.75	78	0.26	1.38	0.30
Vocab_It m_55370	EL.05.RE.12 Understand and explain frequently used synonyms, antonyms, and homographs.	1.37	79	0.28	0.88	1.19
Vocab_It m_55375	EL.05.RE.13 Determine the meanings of figurative expressions, such as those in similes and metaphors.	-1.33	76	0.56	1.43	0.98
Vocab_It m_55376	EL.05.RE.13 Determine the meanings of figurative expressions, such as those in similes and metaphors.	-0.22	78	0.39	0.58	1.15
Vocab_It m_55378	EL.05.RE.13 Determine the meanings of figurative expressions, such as those in similes and metaphors.	-2.06	78	0.73	0.26	1.10
Vocab_It m_55406	EL.05.RE.11 Determine meanings of words using contextual and structural clues.	-1.34	78	0.55	0.39	1.13

Table 1n
Item Information and Statistics, Unassigned Items Cont.

Item Name	Standard	Measure	Count	Error	MSQ Outfit	Disc
Vocab_It m_55407	EL.05.RE.11 Determine meanings of words using contextual and structural clues.	0.64	78	0.30	1.21	0.72
Vocab_It m_55408	EL.05.RE.11 Determine meanings of words using contextual and structural clues.	0.02	78	0.34	1.23	0.98
Vocab_It m_55410	EL.05.RE.11 Determine meanings of words using contextual and structural clues.	-3.91	78	1.84	1.00	1.00
Vocab_It m_55412	EL.05.RE.11 Determine meanings of words using contextual and structural clues.	3.05	78	0.27	0.93	1.00
Vocab_It m_55414	EL.05.RE.12 Understand and explain frequently used synonyms, antonyms, and homographs.	2.82	79	0.27	1.15	1.34
Vocab_It m_55416	EL.05.RE.12 Understand and explain frequently used synonyms, antonyms, and homographs.	-2.89	78	1.02	0.26	1.06
Vocab_It m_55418	EL.05.RE.12 Understand and explain frequently used synonyms, antonyms, and homographs.	0.10	77	0.33	0.80	1.01
Vocab_It m_55419	EL.05.RE.13 Determine the meanings of figurative expressions, such as those in similes and metaphors.	-0.24	78	0.38	0.52	1.20
Vocab_It m_55421	EL.05.RE.13 Determine the meanings of figurative expressions, such as those in similes and metaphors.	-0.20	78	0.33	1.04	1.01
Vocab_It m_55423	EL.05.RE.13 Determine the meanings of figurative expressions, such as those in similes and metaphors.	-0.24	79	0.38	1.13	0.89
Vocab_It m_55424	EL.05.RE.13 Determine the meanings of figurative expressions, such as those in similes and metaphors.	-1.34	79	0.54	0.34	1.13
Vocab_It m_55451	EL.05.RE.11 Determine meanings of words using contextual and structural clues.	-0.27	78	0.37	0.60	1.17
Vocab_It m_55453	EL.05.RE.11 Determine meanings of words using contextual and structural clues.	-0.64	78	0.39	0.54	1.16
Vocab_It m_55455	EL.05.RE.11 Determine meanings of words using contextual and structural clues.	0.07	78	0.34	0.68	1.20

Table 1n
Item Information and Statistics, Unassigned Items Cont.

Item Name	Standard	Measure	Count	Error	MSQ Outfit	Disc
Vocab_It m_55456	EL.05.RE.11 Determine meanings of words using contextual and structural clues.	-1.21	78	0.47	0.49	1.13
Vocab_It m_55457	EL.05.RE.11 Determine meanings of words using contextual and structural clues.	0.02	78	0.34	0.80	1.11
Vocab_It m_55458	EL.05.RE.12 Understand and explain frequently used synonyms, antonyms, and homographs.	-0.26	77	0.38	0.52	1.23
Vocab_It m_55460	EL.05.RE.12 Understand and explain frequently used synonyms, antonyms, and homographs.	0.93	78	0.29	0.78	1.18
Vocab_It m_55461	EL.05.RE.12 Understand and explain frequently used synonyms, antonyms, and homographs.	-0.51	78	0.38	0.68	1.14
Vocab_It m_55462	EL.05.RE.12 Understand and explain frequently used synonyms, antonyms, and homographs.	-0.45	78	0.40	0.30	1.36
Vocab_It m_55464	EL.05.RE.12 Understand and explain frequently used synonyms, antonyms, and homographs.	0.62	78	0.29	0.74	1.25
Vocab_It m_55469	EL.05.RE.13 Determine the meanings of figurative expressions, such as those in similes and metaphors.	-0.54	78	0.39	0.89	0.95
Vocab_It m_55470	EL.05.RE.13 Determine the meanings of figurative expressions, such as those in similes and metaphors.	1.46	78	0.27	0.99	1.02
Vocab_It m_55496	EL.05.RE.11 Determine meanings of words using contextual and structural clues.	0.17	78	0.33	0.73	1.14
Vocab_It m_55498	EL.05.RE.11 Determine meanings of words using contextual and structural clues.	-1.20	78	0.49	0.55	1.08
Vocab_It m_55500	EL.05.RE.11 Determine meanings of words using contextual and structural clues.	-1.32	78	0.45	0.88	1.07
Vocab_It m_55502	EL.05.RE.12 Understand and explain frequently used synonyms, antonyms, and homographs.	-2.88	78	1.03	0.57	1.00
Vocab_It m_55504	EL.05.RE.12 Understand and explain frequently used synonyms, antonyms, and homographs.	-2.69	78	1.01	0.16	1.10

Table 1n
Item Information and Statistics, Unassigned Items Cont.

Item Name	Standard	Measure	Count	Error	MSQ Outfit	Disc
Vocab_It m_55505	EL.05.RE.12 Understand and explain frequently used synonyms, antonyms, and homographs.	2.53	78	0.28	1.26	1.05
Vocab_It m_55507	EL.05.RE.12 Understand and explain frequently used synonyms, antonyms, and homographs.	-0.30	79	0.35	0.67	1.18
Vocab_It m_55511	EL.05.RE.13 Determine the meanings of figurative expressions, such as those in similes and metaphors.	-0.58	78	0.38	0.74	1.01
Vocab_It m_55512	EL.05.RE.13 Determine the meanings of figurative expressions, such as those in similes and metaphors.	0.25	78	0.31	0.81	1.17
Vocab_It m_55544	EL.05.RE.11 Determine meanings of words using contextual and structural clues.	0.09	78	0.34	0.73	1.14
Vocab_It m_55545	EL.05.RE.11 Determine meanings of words using contextual and structural clues.	0.46	78	0.30	0.78	1.22
Vocab_It m_55546	EL.05.RE.11 Determine meanings of words using contextual and structural clues.	0.04	78	0.34	0.81	1.04
Vocab_It m_55547	EL.05.RE.11 Determine meanings of words using contextual and structural clues.	1.84	78	0.27	1.42	0.18
Vocab_It m_55549	EL.05.RE.11 Determine meanings of words using contextual and structural clues.	-1.20	78	0.48	0.56	1.09
Vocab_It m_55550	EL.05.RE.11 Determine meanings of words using contextual and structural clues.	-0.64	78	0.42	0.49	1.16
Vocab_It m_55553	EL.05.RE.12 Understand and explain frequently used synonyms, antonyms, and homographs.	-0.12	78	0.34	0.60	1.23
Vocab_It m_55554	EL.05.RE.12 Understand and explain frequently used synonyms, antonyms, and homographs.	-0.11	78	0.36	0.78	1.11
Vocab_It m_55556	EL.05.RE.13 Determine the meanings of figurative expressions, such as those in similes and metaphors.	-2.22	78	0.74	1.10	0.98
Vocab_It m_55557	EL.05.RE.13 Determine the meanings of figurative expressions, such as those in similes and metaphors.	-0.43	79	0.38	0.94	1.00

Table 1n
Item Information and Statistics, Unassigned Items Cont.

Item Name	Standard	Measure	Count	Error	MSQ Outfit	Disc
Vocab_It m_55558	EL.05.RE.13 Determine the meanings of figurative expressions, such as those in similes and metaphors.	-1.29	78	0.53	0.28	1.17
Vocab_It m_55560	EL.05.RE.13 Determine the meanings of figurative expressions, such as those in similes and metaphors.	-0.55	78	0.40	0.44	1.25
Vocab_It m_55587	EL.05.RE.11 Determine meanings of words using contextual and structural clues.	-0.21	78	0.37	0.55	1.14
Vocab_It m_55589	EL.05.RE.11 Determine meanings of words using contextual and structural clues.	0.07	78	0.33	0.93	1.11
Vocab_It m_55591	EL.05.RE.11 Determine meanings of words using contextual and structural clues.	-1.15	79	0.48	0.61	1.06
Vocab_It m_55593	EL.05.RE.12 Understand and explain frequently used synonyms, antonyms, and homographs.	-0.17	78	0.34	0.74	1.13
Vocab_It m_55599	EL.05.RE.13 Determine the meanings of figurative expressions, such as those in similes and metaphors.	0.88	78	0.28	1.17	0.78
Vocab_It m_55601	EL.05.RE.13 Determine the meanings of figurative expressions, such as those in similes and metaphors.	0.91	78	0.27	1.09	0.93
Vocab_It m_55604	EL.05.RE.13 Determine the meanings of figurative expressions, such as those in similes and metaphors.	-2.12	78	0.64	0.18	1.18
Vocab_It m_55605	EL.05.RE.13 Determine the meanings of figurative expressions, such as those in similes and metaphors.	0.50	78	0.32	0.89	1.11
Vocab_It m_55631	EL.05.RE.11 Determine meanings of words using contextual and structural clues.	-1.14	78	0.50	0.43	1.12
Vocab_It m_55632	EL.05.RE.11 Determine meanings of words using contextual and structural clues.	-3.78	78	1.84	1.00	1.00
Vocab_It m_55634	EL.05.RE.11 Determine meanings of words using contextual and structural clues.	-3.11	78	1.03	0.26	1.05
Vocab_It m_55636	EL.05.RE.11 Determine meanings of words using contextual and structural clues.	1.76	78	0.27	0.75	1.48

Table 1n
Item Information and Statistics, Unassigned Items Cont.

Item Name	Standard	Measure	Count	Error	MSQ Outfit	Disc
Vocab_It m_55637	EL.05.RE.11 Determine meanings of words using contextual and structural clues.	0.45	78	0.32	1.43	0.85
Vocab_It m_55639	EL.05.RE.12 Understand and explain frequently used synonyms, antonyms, and homographs.	-0.22	78	0.36	0.60	1.18
Vocab_It m_55640	EL.05.RE.12 Understand and explain frequently used synonyms, antonyms, and homographs.	2.74	79	0.27	1.16	0.77
Vocab_It m_55643	EL.05.RE.12 Understand and explain frequently used synonyms, antonyms, and homographs.	-0.21	78	0.37	0.79	1.02
Vocab_It m_55644	EL.05.RE.12 Understand and explain frequently used synonyms, antonyms, and homographs.	0.20	78	0.33	0.86	1.06
Vocab_It m_55645	EL.05.RE.13 Determine the meanings of figurative expressions, such as those in similes and metaphors.	2.76	78	0.27	1.09	1.20
Vocab_It m_55647	EL.05.RE.13 Determine the meanings of figurative expressions, such as those in similes and metaphors.	-2.64	78	1.01	0.35	1.05
Vocab_It m_55649	EL.05.RE.13 Determine the meanings of figurative expressions, such as those in similes and metaphors.	1.80	78	0.27	0.86	1.25
Vocab_It m_55650	EL.05.RE.13 Determine the meanings of figurative expressions, such as those in similes and metaphors.	-2.22	77	0.73	0.16	1.16
Vocab_It m_55676	EL.05.RE.11 Determine meanings of words using contextual and structural clues.	-0.54	78	0.39	0.57	1.20
Vocab_It m_55677	EL.05.RE.11 Determine meanings of words using contextual and structural clues.	-2.07	78	0.72	1.00	1.02
Vocab_It m_55680	EL.05.RE.11 Determine meanings of words using contextual and structural clues.	-1.50	78	0.49	0.32	1.16
Vocab_It m_55681	EL.05.RE.11 Determine meanings of words using contextual and structural clues.	1.43	81	0.26	1.03	0.94
Vocab_It m_55682	EL.05.RE.11 Determine meanings of words using contextual and structural clues.	-2.10	78	0.75	0.50	1.09

Table 1n
Item Information and Statistics, Unassigned Items Cont.

Item Name	Standard	Measure	Count	Error	MSQ Outfit	Disc
Vocab_It m_55683	EL.05.RE.12 Understand and explain frequently used synonyms, antonyms, and homographs.	1.75	78	0.27	1.03	1.02
Vocab_It m_55684	EL.05.RE.12 Understand and explain frequently used synonyms, antonyms, and homographs.	-0.18	79	0.36	0.97	1.19
Vocab_It m_55685	EL.05.RE.12 Understand and explain frequently used synonyms, antonyms, and homographs.	-1.17	78	0.45	0.52	1.05
Vocab_It m_55686	EL.05.RE.12 Understand and explain frequently used synonyms, antonyms, and homographs.	-0.51	78	0.39	0.54	1.15
Vocab_It m_55689	EL.05.RE.13 Determine the meanings of figurative expressions, such as those in similes and metaphors.	1.75	78	0.26	1.27	0.40
Vocab_It m_55690	EL.05.RE.13 Determine the meanings of figurative expressions, such as those in similes and metaphors.	-0.22	78	0.37	1.08	0.89
Vocab_It m_55691	EL.05.RE.13 Determine the meanings of figurative expressions, such as those in similes and metaphors.	0.51	78	0.30	0.81	1.14
Vocab_It m_55695	EL.05.RE.13 Determine the meanings of figurative expressions, such as those in similes and metaphors.	0.26	78	0.32	0.69	1.15
Vocab_It m_55722	EL.05.RE.11 Determine meanings of words using contextual and structural clues.	-0.48	78	0.43	1.16	1.00
Vocab_It m_55723	EL.05.RE.11 Determine meanings of words using contextual and structural clues.	-1.63	78	0.60	0.39	1.10
Vocab_It m_55724	EL.05.RE.11 Determine meanings of words using contextual and structural clues.	-0.68	78	0.41	1.44	0.97
Vocab_It m_55725	EL.05.RE.11 Determine meanings of words using contextual and structural clues.	-1.76	78	0.61	0.36	1.11
Vocab_It m_55730	EL.05.RE.12 Understand and explain frequently used synonyms, antonyms, and homographs.	0.15	78	0.34	0.85	1.11
Vocab_It m_55731	EL.05.RE.12 Understand and explain frequently used synonyms, antonyms, and homographs.	-1.48	78	0.51	0.83	1.05

Table 1n
Item Information and Statistics, Unassigned Items Cont.

Item Name	Standard	Measure	Count	Error	MSQ Outfit	Disc
Vocab_Ite m_55737	EL.05.RE.13 Determine the meanings of figurative expressions, such as those in similes and metaphors.	0.97	78	0.28	0.86	1.10
Vocab_Ite m_55738	EL.05.RE.13 Determine the meanings of figurative expressions, such as those in similes and metaphors.	-0.29	78	0.36	0.66	1.15
Vocab_Ite m_55739	EL.05.RE.13 Determine the meanings of figurative expressions, such as those in similes and metaphors.	2.81	77	0.28	1.28	0.74
Vocab_Ite m_55768	EL.05.RE.11 Determine meanings of words using contextual and structural clues.	0.20	78	0.33	0.61	1.25
Vocab_Ite m_55771	EL.05.RE.11 Determine meanings of words using contextual and structural clues.	-1.48	78	0.62	0.46	1.08
Vocab_Ite m_55772	EL.05.RE.11 Determine meanings of words using contextual and structural clues.	0.23	79	0.34	0.64	1.20
Vocab_Ite m_55778	EL.05.RE.12 Understand and explain frequently used synonyms, antonyms, and homographs.	0.92	79	0.29	1.15	0.68
Vocab_Ite m_55779	EL.05.RE.12 Understand and explain frequently used synonyms, antonyms, and homographs.	-3.07	78	1.02	0.15	1.09
Vocab_Ite m_55782	EL.05.RE.13 Determine the meanings of figurative expressions, such as those in similes and metaphors.	2.55	78	0.26	1.17	0.82
Vocab_Ite m_55783	EL.05.RE.13 Determine the meanings of figurative expressions, such as those in similes and metaphors.	0.44	77	0.31	0.87	1.06
Vocab_Ite m_55784	EL.05.RE.13 Determine the meanings of figurative expressions, such as those in similes and metaphors.	-0.16	79	0.36	0.88	0.95
Vocab_Ite m_55811	EL.05.RE.11 Determine meanings of words using contextual and structural clues.	-2.01	77	0.63	0.15	1.21
Vocab_Ite m_55813	EL.05.RE.11 Determine meanings of words using contextual and structural clues.	0.97	78	0.28	1.18	0.71
Vocab_Ite m_55820	EL.05.RE.12 Understand and explain frequently used synonyms, antonyms, and homographs.	-0.61	78	0.40	0.67	1.07

Table 1n
Item Information and Statistics, Unassigned Items Cont.

Item Name	Standard	Measure	Count	Error	MSQ Outfit	Disc
Vocab_It m_55823	EL.05.RE.12 Understand and explain frequently used synonyms, antonyms, and homographs.	-0.62	78	0.40	0.63	1.17
Vocab_It m_55824	EL.05.RE.13 Determine the meanings of figurative expressions, such as those in similes and metaphors.	-0.25	78	0.35	0.68	1.14
Vocab_It m_55826	EL.05.RE.13 Determine the meanings of figurative expressions, such as those in similes and metaphors.	0.07	78	0.32	1.40	0.73
Vocab_It m_55829	EL.05.RE.13 Determine the meanings of figurative expressions, such as those in similes and metaphors.	-0.21	78	0.36	0.54	1.18
Vocab_It m_55857	EL.05.RE.11 Determine meanings of words using contextual and structural clues.	-0.41	79	0.36	0.49	1.25
Vocab_It m_55859	EL.05.RE.11 Determine meanings of words using contextual and structural clues.	-0.26	79	0.35	0.64	1.21
Vocab_It m_55861	EL.05.RE.11 Determine meanings of words using contextual and structural clues.	-0.57	78	0.43	0.76	1.02
Vocab_It m_55862	EL.05.RE.11 Determine meanings of words using contextual and structural clues.	-0.12	77	0.36	0.83	1.10
Vocab_It m_55869	EL.05.RE.12 Understand and explain frequently used synonyms, antonyms, and homographs.	-1.35	78	0.48	0.78	1.05
Vocab_It m_55870	EL.05.RE.13 Determine the meanings of figurative expressions, such as those in similes and metaphors.	0.11	78	0.34	0.55	1.27
Vocab_It m_55872	EL.05.RE.13 Determine the meanings of figurative expressions, such as those in similes and metaphors.	-0.43	78	0.41	0.52	1.12
Vocab_It m_55873	EL.05.RE.13 Determine the meanings of figurative expressions, such as those in similes and metaphors.	0.96	78	0.28	1.34	0.74
Vocab_It m_55874	EL.05.RE.13 Determine the meanings of figurative expressions, such as those in similes and metaphors.	-0.90	78	0.45	0.35	1.20
Vocab_It m_65001	EL.06.RE.11 Determine the meaning of unknown words or words with unusual meanings in informational and narrative text by using word, sentence, and paragraph clues.	-1.68	3873	0.09	0.93	0.99

Table 1n
Item Information and Statistics, Unassigned Items Cont.

Item Name	Standard	Measure	Count	Error	MSQ Outfit	Disc
Vocab_Item_65053	EL.06.RE.11 Determine the meaning of unknown words or words with unusual meanings in informational and narrative text by using word, sentence, and paragraph clues.	-1.16	94	0.50	0.73	1.06
Vocab_Item_65056	EL.06.RE.12 Interpret figurative language, including similes, metaphors, and words with multiple meanings.	-1.29	94	0.50	0.39	1.16
Vocab_Item_65061	EL.06.RE.12 Interpret figurative language, including similes, metaphors, and words with multiple meanings.	-1.73	94	0.63	0.35	1.14
Vocab_Item_65091	EL.06.RE.11 Determine the meaning of unknown words or words with unusual meanings in informational and narrative text by using word, sentence, and paragraph clues.	-1.30	94	0.51	0.42	1.12
Vocab_Item_65093	EL.06.RE.11 Determine the meaning of unknown words or words with unusual meanings in informational and narrative text by using word, sentence, and paragraph clues.	-1.62	94	0.56	0.21	1.20
Vocab_Item_65101	EL.06.RE.12 Interpret figurative language, including similes, metaphors, and words with multiple meanings.	-1.65	92	0.55	0.34	1.11
Vocab_Item_65108	EL.06.RE.12 Interpret figurative language, including similes, metaphors, and words with multiple meanings.	-1.29	94	0.45	0.38	1.13
Vocab_Item_65182	EL.06.RE.11 Determine the meaning of unknown words or words with unusual meanings in informational and narrative text by using word, sentence, and paragraph clues.	-1.08	93	0.46	0.48	1.14
Vocab_Item_65186	EL.06.RE.11 Determine the meaning of unknown words or words with unusual meanings in informational and narrative text by using word, sentence, and paragraph clues.	-1.98	93	0.55	0.95	0.96
Vocab_Item_65198	EL.06.RE.12 Interpret figurative language, including similes, metaphors, and words with multiple meanings.	-1.63	94	0.61	0.93	0.96
Vocab_Item_65227	EL.06.RE.11 Determine the meaning of unknown words or words with unusual meanings in informational and narrative text by using word, sentence, and paragraph clues.	-1.61	94	0.50	0.61	1.03

Table 1n
Item Information and Statistics, Unassigned Items Cont.

Item Name	Standard	Measure	Count	Error	MSQ Outfit	Disc
Vocab_It m_65228	EL.06.RE.11 Determine the meaning of unknown words or words with unusual meanings in informational and narrative text by using word, sentence, and paragraph clues.	-2.83	94	1.03	0.18	1.07
Vocab_It m_65235	EL.06.RE.11 Determine the meaning of unknown words or words with unusual meanings in informational and narrative text by using word, sentence, and paragraph clues.	-2.94	94	1.02	0.55	1.00
Vocab_It m_65237	EL.06.RE.12 Interpret figurative language, including similes, metaphors, and words with multiple meanings.	-1.16	94	0.48	0.53	1.08
Vocab_It m_65238	EL.06.RE.12 Interpret figurative language, including similes, metaphors, and words with multiple meanings.	-1.47	94	0.51	0.22	1.23
Vocab_It m_65239	EL.06.RE.12 Interpret figurative language, including similes, metaphors, and words with multiple meanings.	-1.21	92	0.46	0.59	1.04
Vocab_It m_65278	EL.06.RE.11 Determine the meaning of unknown words or words with unusual meanings in informational and narrative text by using word, sentence, and paragraph clues.	-1.73	94	0.52	0.44	1.15
Vocab_It m_65324	EL.06.RE.11 Determine the meaning of unknown words or words with unusual meanings in informational and narrative text by using word, sentence, and paragraph clues.	-2.76	94	1.01	0.62	1.00
Vocab_It m_65363	EL.06.RE.11 Determine the meaning of unknown words or words with unusual meanings in informational and narrative text by using word, sentence, and paragraph clues.	-1.51	93	0.56	0.49	1.10
Vocab_It m_65375	EL.06.RE.11 Determine the meaning of unknown words or words with unusual meanings in informational and narrative text by using word, sentence, and paragraph clues.	-1.98	92	0.64	0.17	1.21
Vocab_It m_65406	EL.06.RE.11 Determine the meaning of unknown words or words with unusual meanings in informational and narrative text by using word, sentence, and paragraph clues.	-1.60	93	0.53	0.78	1.00

Table 1n
Item Information and Statistics, Unassigned Items Cont.

Item Name	Standard	Measure	Count	Error	MSQ Outfit	Disc
Vocab_It m_65409	EL.06.RE.11 Determine the meaning of unknown words or words with unusual meanings in informational and narrative text by using word, sentence, and paragraph clues.	-1.74	94	0.56	0.18	1.22
Vocab_It m_65416	EL.06.RE.12 Interpret figurative language, including similes, metaphors, and words with multiple meanings.	-1.31	93	0.44	0.62	1.12
Vocab_It m_65417	EL.06.RE.12 Interpret figurative language, including similes, metaphors, and words with multiple meanings.	-2.88	94	1.02	0.39	1.03
Vocab_It m_65418	EL.06.RE.12 Interpret figurative language, including similes, metaphors, and words with multiple meanings.	-1.78	94	0.61	0.48	1.05
Vocab_It m_65422	EL.06.RE.12 Interpret figurative language, including similes, metaphors, and words with multiple meanings.	-1.77	93	0.60	0.83	1.00
Vocab_It m_65425	EL.06.RE.12 Interpret figurative language, including similes, metaphors, and words with multiple meanings.	-1.36	94	0.54	1.40	0.96
Vocab_It m_65454	EL.06.RE.11 Determine the meaning of unknown words or words with unusual meanings in informational and narrative text by using word, sentence, and paragraph clues.	-1.78	92	0.63	0.13	1.21
Vocab_It m_65465	EL.06.RE.12 Interpret figurative language, including similes, metaphors, and words with multiple meanings.	-1.17	91	0.52	0.51	1.11
Vocab_It m_65515	EL.06.RE.12 Interpret figurative language, including similes, metaphors, and words with multiple meanings.	-3.19	92	1.04	0.12	1.10
Vocab_It m_65543	EL.06.RE.11 Determine the meaning of unknown words or words with unusual meanings in informational and narrative text by using word, sentence, and paragraph clues.	-1.48	93	0.54	0.85	0.96
Vocab_It m_65544	EL.06.RE.11 Determine the meaning of unknown words or words with unusual meanings in informational and narrative text by using word, sentence, and paragraph clues.	-1.48	94	0.53	1.01	1.04
Vocab_It m_65545	EL.06.RE.11 Determine the meaning of unknown words or words with unusual meanings in informational and narrative text by using word, sentence, and paragraph clues.	-1.18	94	0.49	0.47	1.11

Table 1n
Item Information and Statistics, Unassigned Items Cont.

Item Name	Standard	Measure	Count	Error	MSQ Outfit	Disc
Vocab_Item_65546	EL.06.RE.11 Determine the meaning of unknown words or words with unusual meanings in informational and narrative text by using word, sentence, and paragraph clues.	-1.30	93	0.49	1.06	0.98
Vocab_Item_65547	EL.06.RE.11 Determine the meaning of unknown words or words with unusual meanings in informational and narrative text by using word, sentence, and paragraph clues.	-1.77	94	0.61	0.44	1.09
Vocab_Item_65550	EL.06.RE.11 Determine the meaning of unknown words or words with unusual meanings in informational and narrative text by using word, sentence, and paragraph clues.	-1.17	93	0.50	0.40	1.15
Vocab_Item_65558	EL.06.RE.12 Interpret figurative language, including similes, metaphors, and words with multiple meanings.	-1.22	94	0.46	0.41	1.10
Vocab_Item_65592	EL.06.RE.11 Determine the meaning of unknown words or words with unusual meanings in informational and narrative text by using word, sentence, and paragraph clues.	-1.11	94	0.45	0.47	1.13
Vocab_Item_65632	EL.06.RE.11 Determine the meaning of unknown words or words with unusual meanings in informational and narrative text by using word, sentence, and paragraph clues.	-1.96	92	0.64	0.19	1.19
Vocab_Item_65637	EL.06.RE.11 Determine the meaning of unknown words or words with unusual meanings in informational and narrative text by using word, sentence, and paragraph clues.	-2.20	94	0.75	0.43	1.10
Vocab_Item_65641	EL.06.RE.12 Interpret figurative language, including similes, metaphors, and words with multiple meanings.	-3.00	93	1.04	0.07	1.15
Vocab_Item_65642	EL.06.RE.12 Interpret figurative language, including similes, metaphors, and words with multiple meanings.	-3.08	93	1.02	0.37	1.02
Vocab_Item_65643	EL.06.RE.12 Interpret figurative language, including similes, metaphors, and words with multiple meanings.	-1.34	94	0.53	0.39	1.12

Table 1n
Item Information and Statistics, Unassigned Items Cont.

Item Name	Standard	Measure	Count	Error	MSQ Outfit	Disc
Vocab_Item_65681	EL.06.RE.11 Determine the meaning of unknown words or words with unusual meanings in informational and narrative text by using word, sentence, and paragraph clues.	-3.35	94	1.04	0.14	1.09
Vocab_Item_65683	EL.06.RE.11 Determine the meaning of unknown words or words with unusual meanings in informational and narrative text by using word, sentence, and paragraph clues.	-1.18	94	0.44	0.28	1.28
Vocab_Item_65724	EL.06.RE.11 Determine the meaning of unknown words or words with unusual meanings in informational and narrative text by using word, sentence, and paragraph clues.	-2.82	93	1.02	0.12	1.11
Vocab_Item_65730	EL.06.RE.11 Determine the meaning of unknown words or words with unusual meanings in informational and narrative text by using word, sentence, and paragraph clues.	-2.11	93	0.68	0.09	1.25
Vocab_Item_65785	EL.06.RE.12 Interpret figurative language, including similes, metaphors, and words with multiple meanings.	-1.73	94	0.65	0.95	1.10
Vocab_Item_65812	EL.06.RE.11 Determine the meaning of unknown words or words with unusual meanings in informational and narrative text by using word, sentence, and paragraph clues.	-1.15	94	0.49	0.76	0.95
Vocab_Item_65819	EL.06.RE.11 Determine the meaning of unknown words or words with unusual meanings in informational and narrative text by using word, sentence, and paragraph clues.	-1.27	94	0.51	0.82	1.05
Vocab_Item_65858	EL.06.RE.11 Determine the meaning of unknown words or words with unusual meanings in informational and narrative text by using word, sentence, and paragraph clues.	-1.27	92	0.44	0.31	1.22
Vocab_Item_65859	EL.06.RE.11 Determine the meaning of unknown words or words with unusual meanings in informational and narrative text by using word, sentence, and paragraph clues.	-1.60	94	0.56	0.48	1.17

Table 1n
Item Information and Statistics, Unassigned Items Cont.

Item Name	Standard	Measure	Count	Error	MSQ Outfit	Disc
Vocab_Item_65862	EL.06.RE.11 Determine the meaning of unknown words or words with unusual meanings in informational and narrative text by using word, sentence, and paragraph clues.	-1.15	94	0.42	0.61	1.02
Vocab_Item_65865	EL.06.RE.11 Determine the meaning of unknown words or words with unusual meanings in informational and narrative text by using word, sentence, and paragraph clues.	-1.29	93	0.45	0.78	1.06
Vocab_Item_65872	EL.06.RE.12 Interpret figurative language, including similes, metaphors, and words with multiple meanings.	-2.23	94	0.65	0.48	1.04
Vocab_Item_65875	EL.06.RE.12 Interpret figurative language, including similes, metaphors, and words with multiple meanings.	-1.37	94	0.46	0.66	1.09

Table 2
Distractor Analysis Results

Item	Answer choice	Score	# of students	Average measure	Standard error	Mean square outfit
v55001	A	1	47	-3.76	0.03	0.91
v55001	B	0	5	-4.42	0.21	0.64
v55001	C	0	26	-3.92	0.04	0.99
v55002	A	1	74	-3.77	0.02	0.91
v55002	B	0	4	-4.76	0.35	0.50
v55002	C	0	0	0.00	0.00	0.00
v55003	A	1	69	-3.88	0.05	1.08
v55003	B	0	3	-4.45	0.36	0.64
v55003	C	0	6	-4.09	0.11	0.84
v55004	A	1	64	-3.81	0.04	0.97
v55004	B	0	4	-4.33	0.19	0.68
v55004	C	0	10	-4.09	0.14	0.89
v55005	A	1	75	-3.91	0.05	1.12
v55005	B	0	2	-5.07	0.45	0.34
v55005	C	0	1	-3.96	0.00	0.94
v55006	A	1	75	-3.85	0.04	1.03
v55006	B	0	1	-3.96	0.00	0.94
v55006	C	0	2	-4.17	0.45	0.83
v55007	A	1	34	-3.89	0.09	1.37
v55007	B	0	16	-4.12	0.17	0.90
v55007	C	0	28	-4.08	0.06	0.87
v55008	A	1	56	-3.82	0.04	0.97
v55008	B	0	10	-4.16	0.12	0.81
v55008	C	0	12	-4.19	0.15	0.81
v55009	A	1	56	-3.80	0.04	0.97
v55009	B	0	19	-4.11	0.09	0.86
v55009	C	0	3	-4.40	0.38	0.68
v55010	A	1	76	-3.87	0.04	1.05
v55010	B	0	1	-5.52	0.00	0.20
v55010	C	0	1	-4.87	0.00	0.38
v55011	A	1	63	-3.77	0.03	0.91
v55011	B	0	1	-4.87	0.00	0.38
v55011	C	0	14	-4.27	0.16	0.77
v55012	A	1	73	-3.83	0.03	0.99
v55012	B	0	4	-4.03	0.20	0.91
v55012	C	0	1	-6.60	0.00	0.07
v55013	A	1	2960	-3.98	0.01	1.34
v55013	B	0	234	-4.58	0.07	1.00
v55013	C	0	73	-5.00	0.15	0.76
v55014	A	1	76	-3.82	0.03	0.97
v55014	B	0	1	-4.87	0.00	0.38
v55014	C	0	1	-4.63	0.00	0.48

Table 2
Distractor Analysis Results Cont.

Item	Answer choice	Score	# of students	Average measure	Standard error	Mean square outfit
v55015	A	1	63	-3.86	0.04	1.04
v55015	B	0	1	-3.83	0.00	1.06
v55015	C	0	16	-4.18	0.09	0.79
v55016	A	1	73	-3.81	0.04	0.98
v55016	B	0	1	-3.62	0.00	1.31
v55016	C	0	4	-4.02	0.04	0.88
v55017	A	1	74	-3.87	0.03	1.02
v55017	B	0	3	-4.44	0.54	0.73
v55017	C	0	2	-4.07	0.35	0.89
v55018	A	1	76	-3.85	0.03	1.01
v55018	B	0	1	-3.96	0.00	0.94
v55018	C	0	1	-4.87	0.00	0.38
v55019	A	1	72	-3.80	0.03	0.94
v55019	B	0	3	-4.52	0.55	0.70
v55019	C	0	3	-4.89	0.15	0.38
v55020	A	1	70	-3.81	0.03	0.95
v55020	B	0	0	0.00	0.00	0.00
v55020	C	0	8	-4.06	0.08	0.86
v55046	A	1	63	-3.80	0.03	0.94
v55046	B	0	3	-4.94	0.32	0.39
v55046	C	0	12	-4.19	0.14	0.81
v55047	A	1	31	-3.78	0.04	0.91
v55047	B	0	25	-4.00	0.07	0.94
v55047	C	0	23	-4.02	0.07	0.92
v55048	A	1	61	-3.78	0.03	0.92
v55048	B	0	7	-4.08	0.11	0.86
v55048	C	0	10	-4.65	0.25	0.59
v55049	A	1	71	-3.89	0.04	1.06
v55049	B	0	3	-4.76	0.27	0.45
v55049	C	0	4	-4.62	0.66	0.72
v55050	A	1	73	-3.85	0.03	1.02
v55050	B	0	4	-4.62	0.37	0.58
v55050	C	0	1	-4.42	0.00	0.59
v55051	A	1	74	-3.84	0.03	1.00
v55051	B	0	3	-4.48	0.27	0.60
v55051	C	0	1	-3.96	0.00	0.94
v55052	A	1	75	-3.84	0.04	1.01
v55052	B	0	1	-3.83	0.00	1.06
v55052	C	0	2	-4.48	0.39	0.60
v55053	A	1	57	-3.87	0.05	1.07
v55053	B	0	11	-4.01	0.11	0.93
v55053	C	0	9	-4.42	0.17	0.66

Table 2
Distractor Analysis Results Cont.

Item	Answer choice	Score	# of students	Average measure	Standard error	Mean square outfit
v55054	A	1	72	-3.84	0.03	0.98
v55054	B	0	0	0.00	0.00	0.00
v55054	C	0	6	-5.01	0.28	0.40
v55055	A	1	64	-3.76	0.02	0.90
v55055	B	0	11	-4.10	0.08	0.83
v55055	C	0	3	-4.80	0.36	0.46
v55056	A	1	2064	-3.88	0.01	1.15
v55056	B	0	331	-4.21	0.04	0.95
v55056	C	0	821	-4.15	0.02	1.00
v55057	A	1	37	-3.75	0.03	0.88
v55057	B	0	19	-4.27	0.12	0.76
v55057	C	0	21	-4.05	0.08	0.90
v55058	A	1	61	-3.80	0.03	0.94
v55058	B	0	8	-3.85	0.08	1.06
v55058	C	0	9	-4.22	0.20	0.81
v55059	A	1	53	-3.79	0.04	0.96
v55059	B	0	8	-4.16	0.14	0.81
v55059	C	0	17	-4.31	0.18	0.78
v55060	A	1	64	-3.88	0.04	1.04
v55060	B	0	1	-4.87	0.00	0.38
v55060	C	0	14	-4.30	0.19	0.79
v55061	A	1	33	-3.86	0.06	1.04
v55061	B	0	4	-4.33	0.18	0.68
v55061	C	0	41	-4.05	0.06	0.89
v55062	A	1	69	-3.83	0.03	0.98
v55062	B	0	5	-4.08	0.22	0.90
v55062	C	0	4	-4.43	0.42	0.73
v55063	A	1	68	-3.89	0.04	1.06
v55063	B	0	9	-4.29	0.15	0.74
v55063	C	0	1	-4.63	0.00	0.48
v55064	A	1	54	-3.73	0.03	0.87
v55064	B	0	5	-4.18	0.13	0.77
v55064	C	0	20	-4.17	0.10	0.82
v55065	A	1	37	-3.80	0.04	0.94
v55065	B	0	35	-4.10	0.07	0.87
v55065	C	0	5	-4.39	0.40	0.75
v55091	A	1	48	-3.73	0.03	0.88
v55091	B	0	7	-5.16	0.72	0.69
v55091	C	0	22	-4.07	0.07	0.88
v55092	A	1	56	-3.86	0.04	1.03
v55092	B	0	6	-5.37	0.75	0.54
v55092	C	0	17	-4.19	0.13	0.82

Table 2
Distractor Analysis Results Cont.

Item	Answer choice	Score	# of students	Average measure	Standard error	Mean square outfit
v55093	A	1	30	-3.74	0.05	0.90
v55093	B	0	39	-4.18	0.13	0.88
v55093	C	0	9	-3.93	0.04	0.96
v55094	A	1	68	-3.81	0.03	0.96
v55094	B	0	8	-4.99	0.62	0.73
v55094	C	0	2	-5.22	1.38	0.56
v55095	A	1	49	-3.78	0.04	0.95
v55095	B	0	22	-3.94	0.04	0.97
v55095	C	0	5	-5.58	0.91	0.57
v55096	A	1	74	-3.83	0.03	0.99
v55096	B	0	3	-4.26	0.27	0.75
v55096	C	0	1	-3.62	0.00	1.31
v55097	A	1	50	-3.91	0.07	1.24
v55097	B	0	3	-4.67	0.56	0.63
v55097	C	0	25	-3.89	0.04	1.01
v55098	A	1	59	-3.86	0.04	1.02
v55098	B	0	14	-4.16	0.17	0.88
v55098	C	0	5	-4.90	0.39	0.49
v55099	A	1	61	-3.81	0.04	0.99
v55099	B	0	13	-4.36	0.16	0.71
v55099	C	0	4	-4.03	0.18	0.91
v55100	A	1	69	-3.80	0.03	0.95
v55100	B	0	5	-4.20	0.12	0.75
v55100	C	0	4	-4.23	0.24	0.77
v55101	A	1	63	-3.82	0.03	0.96
v55101	B	0	4	-4.88	0.57	0.51
v55101	C	0	11	-4.28	0.10	0.71
v55102	A	1	74	-3.85	0.03	0.99
v55102	B	0	1	-5.52	0.00	0.20
v55102	C	0	3	-4.48	0.27	0.60
v55103	A	1	75	-3.78	0.03	0.92
v55103	B	0	1	-4.87	0.00	0.38
v55103	C	0	2	-5.42	0.55	0.25
v55104	A	1	66	-3.85	0.04	1.05
v55104	B	0	4	-4.15	0.21	0.83
v55104	C	0	8	-4.36	0.34	0.79
v55105	A	1	62	-3.82	0.03	0.96
v55105	B	0	9	-4.34	0.16	0.70
v55105	C	0	7	-3.92	0.07	0.99
v55106	A	1	59	-3.75	0.03	0.89
v55106	B	0	13	-4.29	0.10	0.72
v55106	C	0	6	-4.29	0.16	0.71

Table 2
Distractor Analysis Results Cont.

Item	Answer choice	Score	# of students	Average measure	Standard error	Mean square outfit
v55093	A	1	30	-3.74	0.05	0.90
v55093	B	0	39	-4.18	0.13	0.88
v55093	C	0	9	-3.93	0.04	0.96
v55094	A	1	68	-3.81	0.03	0.96
v55094	B	0	8	-4.99	0.62	0.73
v55094	C	0	2	-5.22	1.38	0.56
v55095	A	1	49	-3.78	0.04	0.95
v55095	B	0	22	-3.94	0.04	0.97
v55095	C	0	5	-5.58	0.91	0.57
v55096	A	1	74	-3.83	0.03	0.99
v55096	B	0	3	-4.26	0.27	0.75
v55096	C	0	1	-3.62	0.00	1.31
v55097	A	1	50	-3.91	0.07	1.24
v55097	B	0	3	-4.67	0.56	0.63
v55097	C	0	25	-3.89	0.04	1.01
v55098	A	1	59	-3.86	0.04	1.02
v55098	B	0	14	-4.16	0.17	0.88
v55098	C	0	5	-4.90	0.39	0.49
v55099	A	1	61	-3.81	0.04	0.99
v55099	B	0	13	-4.36	0.16	0.71
v55099	C	0	4	-4.03	0.18	0.91
v55100	A	1	69	-3.80	0.03	0.95
v55100	B	0	5	-4.20	0.12	0.75
v55100	C	0	4	-4.23	0.24	0.77
v55101	A	1	63	-3.82	0.03	0.96
v55101	B	0	4	-4.88	0.57	0.51
v55101	C	0	11	-4.28	0.10	0.71
v55102	A	1	74	-3.85	0.03	0.99
v55102	B	0	1	-5.52	0.00	0.20
v55102	C	0	3	-4.48	0.27	0.60
v55103	A	1	75	-3.78	0.03	0.92
v55103	B	0	1	-4.87	0.00	0.38
v55103	C	0	2	-5.42	0.55	0.25
v55104	A	1	66	-3.85	0.04	1.05
v55104	B	0	4	-4.15	0.21	0.83
v55104	C	0	8	-4.36	0.34	0.79
v55105	A	1	62	-3.82	0.03	0.96
v55105	B	0	9	-4.34	0.16	0.70
v55105	C	0	7	-3.92	0.07	0.99
v55106	A	1	59	-3.75	0.03	0.89
v55106	B	0	13	-4.29	0.10	0.72
v55106	C	0	6	-4.29	0.16	0.71

Table 2
Distractor Analysis Results Cont.

Item	Answer choice	Score	# of students	Average measure	Standard error	Mean square outfit
v55107	A	1	71	-3.78	0.03	v55107
v55107	B	0	4	-4.99	0.42	v55107
v55107	C	0	3	-4.03	0.21	v55107
v55108	A	1	75	-3.85	0.04	v55108
v55108	B	0	2	-4.02	0.07	v55108
v55108	C	0	1	-4.87	0.00	v55108
v55109	A	1	71	-3.84	0.04	v55109
v55109	B	0	4	-4.27	0.43	v55109
v55109	C	0	3	-4.33	0.30	v55109
v55110	A	1	54	-3.86	0.05	v55110
v55110	B	0	12	-4.00	0.11	v55110
v55110	C	0	12	-4.16	0.13	v55110
v55136	A	1	71	-3.82	0.04	v55136
v55136	B	0	3	-4.73	0.40	v55136
v55136	C	0	3	-4.50	0.42	v55136
v55137	A	1	72	-3.83	0.03	v55137
v55137	B	0	5	-4.17	0.11	v55137
v55137	C	0	2	-4.68	0.84	v55137
v55138	A	1	52	-3.76	0.03	v55138
v55138	B	0	18	-4.10	0.13	v55138
v55138	C	0	8	-4.14	0.17	v55138
v55139	A	1	73	-3.83	0.03	v55139
v55139	B	0	1	-4.42	0.00	v55139
v55139	C	0	4	-4.98	0.22	v55139
v55140	A	1	64	-3.82	0.03	v55140
v55140	B	0	5	-4.42	0.14	v55140
v55140	C	0	1	-3.96	0.00	v55140
v55141	A	1	69	-3.79	0.03	v55141
v55141	B	0	2	-4.75	0.12	v55141
v55141	C	0	7	-4.23	0.18	v55141
v55142	A	1	70	-3.92	0.05	v55142
v55142	B	0	4	-5.10	0.70	v55142
v55142	C	0	3	-5.03	0.32	v55142
v55143	A	1	71	-3.85	0.03	v55143
v55143	B	0	6	-4.28	0.13	v55143
v55143	C	0	1	-5.16	0.00	v55143
v55144	A	1	74	-3.89	0.04	v55144
v55144	B	0	3	-4.37	0.06	v55144
v55144	C	0	1	-4.87	0.00	v55144
v55145	A	1	70	-3.90	0.05	v55145
v55145	B	0	6	-4.53	0.15	v55145
v55145	C	0	2	-6.78	2.15	v55145

Table 2
Distractor Analysis Results Cont.

Item	Answer choice	Score	# of students	Average measure	Standard error	Mean square outfit
v55146	A	1	74	-3.86	0.03	1.01
v55146	B	0	4	-5.43	0.09	0.22
v55146	C	0	0	0.00	0.00	0.00
v55147	A	1	68	-3.85	0.03	1.00
v55147	B	0	2	-5.52	0.00	0.20
v55147	C	0	9	-4.46	0.27	0.70
v55148	A	1	40	-3.83	0.04	0.98
v55148	B	0	21	-4.09	0.14	0.92
v55148	C	0	17	-3.90	0.05	1.01
v55149	A	1	53	-3.84	0.03	0.98
v55149	B	0	20	-4.04	0.08	0.91
v55149	C	0	5	-4.17	0.22	0.83
v55150	A	1	68	-3.80	0.04	0.96
v55150	B	0	4	-5.09	0.40	0.37
v55150	C	0	6	-4.65	0.44	0.64
v55151	A	1	32	-3.85	0.06	1.03
v55151	B	0	6	-4.06	0.09	0.86
v55151	C	0	40	-3.85	0.04	1.07
v55152	A	1	69	-3.84	0.03	0.99
v55152	B	0	7	-4.12	0.17	0.86
v55152	C	0	2	-4.41	0.46	0.66
v55153	A	1	62	-3.79	0.03	0.93
v55153	B	0	8	-4.16	0.16	0.83
v55153	C	0	8	-4.52	0.21	0.62
v55154	A	1	69	-3.84	0.04	1.02
v55154	B	0	6	-4.12	0.16	0.84
v55154	C	0	3	-4.23	0.21	0.74
v55155	A	1	62	-3.78	0.02	0.92
v55155	B	0	9	-4.00	0.12	0.94
v55155	C	0	7	-4.26	0.19	0.76
v55181	A	1	7	-3.79	0.09	0.93
v55181	B	0	21	-4.13	0.25	1.05
v55181	C	0	50	-4.00	0.05	0.94
v55182	A	1	41	-3.82	0.04	0.97
v55182	B	0	35	-4.00	0.05	0.93
v55182	C	0	2	-4.65	0.22	0.48
v55183	A	1	75	-3.80	0.03	0.95
v55183	B	0	1	-4.63	0.00	0.48
v55183	C	0	2	-7.04	1.88	0.28
v55184	A	1	66	-3.78	0.03	0.93
v55184	B	0	4	-4.97	0.40	0.42
v55184	C	0	8	-4.31	0.19	0.73

Table 2
Distractor Analysis Results Cont.

Item	Answer choice	Score	# of students	Average measure	Standard error	Mean square outfit
v55185	A	1	69	-3.83	0.04	0.99
v55185	B	0	6	-4.32	0.23	0.74
v55185	C	0	3	-5.01	0.27	0.35
v55186	A	1	68	-3.73	0.02	0.87
v55186	B	0	5	-4.24	0.25	0.78
v55186	C	0	5	-4.64	0.36	0.59
v55187	A	1	73	-3.79	0.02	0.92
v55187	B	0	3	-4.06	0.12	0.86
v55187	C	0	2	-4.10	0.15	0.82
v55188	A	1	66	-3.78	0.02	0.91
v55188	B	0	4	-4.64	0.32	0.55
v55188	C	0	8	-4.10	0.18	0.89
v55189	A	1	25	-3.93	0.10	1.23
v55189	B	0	7	-4.26	0.16	0.74
v55189	C	0	47	-4.00	0.05	0.95
v55190	A	1	33	-3.71	0.03	0.85
v55190	B	0	8	-4.03	0.10	0.90
v55190	C	0	38	-4.10	0.07	0.87
v55191	A	1	65	-3.78	0.04	0.95
v55191	B	0	1	-4.63	0.00	0.48
v55191	C	0	12	-4.32	0.12	0.70
v55192	A	1	66	-3.87	0.05	1.10
v55192	B	0	0	0.00	0.00	0.00
v55192	C	0	12	-4.01	0.12	0.95
v55193	A	1	63	-3.81	0.03	0.97
v55193	B	0	13	-4.22	0.21	0.84
v55193	C	0	3	-4.22	0.33	0.79
v55194	A	1	65	-3.84	0.04	1.01
v55194	B	0	5	-4.81	0.25	0.45
v55194	C	0	9	-4.53	0.31	0.70
v55195	A	1	58	-3.75	0.03	0.90
v55195	B	0	6	-3.90	0.06	1.00
v55195	C	0	14	-4.15	0.13	0.84
v55196	A	1	57	-3.81	0.04	0.98
v55196	B	0	5	-4.66	0.36	0.57
v55196	C	0	16	-4.03	0.10	0.92
v55197	A	1	74	-3.87	0.04	1.04
v55197	B	0	3	-4.34	0.20	0.67
v55197	C	0	1	-4.25	0.00	0.70
v55198	A	1	59	-3.79	0.03	0.93
v55198	B	0	12	-4.02	0.12	0.93
v55198	C	0	7	-4.34	0.14	0.67

Table 2
Distractor Analysis Results Cont.

Item	Answer choice	Score	# of students	Average measure	Standard error	Mean square outfit
v55199	A	1	69	-3.80	0.03	0.96
v55199	B	0	0	0.00	0.00	0.00
v55199	C	0	10	-4.55	0.50	0.88
v55200	A	1	52	-3.84	0.04	1.02
v55200	B	0	4	-4.21	0.33	0.84
v55200	C	0	22	-4.00	0.08	0.94
v55226	A	1	67	-3.81	0.04	1.01
v55226	B	0	9	-4.70	0.21	0.52
v55226	C	0	2	-4.75	0.12	0.43
v55227	A	1	56	-3.84	0.04	1.00
v55227	B	0	12	-4.22	0.11	0.77
v55227	C	0	10	-4.48	0.16	0.61
v55228	A	1	62	-3.83	0.04	0.99
v55228	B	0	10	-4.27	0.10	0.72
v55228	C	0	6	-3.91	0.09	1.00
v55229	A	1	70	-3.86	0.03	1.01
v55229	B	0	5	-4.25	0.21	0.76
v55229	C	0	3	-4.61	0.26	0.52
v55230	A	1	75	-3.80	0.02	0.94
v55230	B	0	2	-4.70	0.46	0.49
v55230	C	0	1	-4.42	0.00	0.59
v55231	A	1	67	-3.80	0.03	0.95
v55231	B	0	9	-4.28	0.23	0.78
v55231	C	0	2	-4.34	0.09	0.64
v55232	A	1	76	-3.86	0.04	1.03
v55232	B	0	1	-5.16	0.00	0.28
v55232	C	0	1	-5.98	0.00	0.12
v55233	A	1	68	-3.86	0.04	1.02
v55233	B	0	4	-4.42	0.20	0.62
v55233	C	0	6	-4.66	0.27	0.55
v55234	A	1	76	-3.87	0.04	1.06
v55234	B	0	1	-4.87	0.00	0.38
v55234	C	0	1	-4.63	0.00	0.48
v55235	A	1	68	-3.80	0.03	0.94
v55235	B	0	1	-5.16	0.00	0.28
v55235	C	0	9	-4.43	0.22	0.68
v55236	A	1	72	-3.91	0.04	1.08
v55236	B	0	2	-5.07	0.45	0.34
v55236	C	0	3	-5.01	0.27	0.35
v55237	A	1	76	-3.79	0.03	0.94
v55237	B	0	1	-3.72	0.00	1.18
v55237	C	0	1	-3.96	0.00	0.94

Table 2
Distractor Analysis Results Cont.

Item	Answer choice	Score	# of students	Average measure	Standard error	Mean square outfit
v55238	A	1	68	-3.80	0.03	0.94
v55238	B	0	2	-4.68	0.84	0.63
v55238	C	0	8	-4.75	0.16	0.46
v55239	A	1	64	-3.83	0.04	1.00
v55239	B	0	5	-3.96	0.04	0.94
v55239	C	0	9	-4.46	0.34	0.76
v55240	A	1	68	-3.89	0.05	1.16
v55240	B	0	4	-4.23	0.24	0.77
v55240	C	0	6	-4.53	0.28	0.63
v55241	A	1	72	-3.83	0.03	0.99
v55241	B	0	3	-4.19	0.23	0.78
v55241	C	0	3	-4.64	0.13	0.48
v55242	A	1	42	-3.84	0.05	1.00
v55242	B	0	9	-4.07	0.12	0.88
v55242	C	0	25	-4.06	0.10	0.92
v55243	A	1	48	-3.76	0.03	0.90
v55243	B	0	4	-3.97	0.11	0.94
v55243	C	0	25	-4.08	0.05	0.85
v55244	A	1	74	-3.83	0.03	0.98
v55244	B	0	2	-4.10	0.15	0.82
v55244	C	0	2	-5.30	0.68	0.30
v55245	A	1	65	-3.85	0.03	0.99
v55245	B	0	5	-4.89	0.22	0.41
v55245	C	0	7	-4.34	0.22	0.71
v55271	A	1	74	-3.80	0.03	0.95
v55271	B	0	2	-4.75	0.12	0.43
v55271	C	0	2	-4.41	0.46	0.66
v55272	A	1	69	-3.78	0.03	0.92
v55272	B	0	5	-4.28	0.16	0.71
v55272	C	0	10	-4.16	0.18	0.86
v55273	A	1	78	-3.82	0.03	0.95
v55273	B	0	0	0.00	0.00	0.00
v55273	C	0	0	0.00	0.00	0.00
v55274	A	1	63	-3.76	0.03	0.90
v55274	B	0	6	-4.27	0.11	0.70
v55274	C	0	9	-4.12	0.16	0.87
v55275	A	1	48	-3.77	0.03	0.92
v55275	B	0	30	-3.97	0.05	0.95
v55275	C	0	0	0.00	0.00	0.00
v55276	A	1	70	-3.90	0.05	1.15
v55276	B	0	7	-4.36	0.25	0.74
v55276	C	0	1	-5.16	0.00	0.28

Table 2
Distractor Analysis Results Cont.

Item	Answer choice	Score	# of students	Average measure	Standard error	Mean square outfit
v55277	A	1	59	-3.81	0.04	0.99
v55277	B	0	17	-3.98	0.06	0.94
v55277	C	0	2	-5.20	0.78	0.35
v55278	A	1	62	-3.87	0.04	1.05
v55278	B	0	15	-4.05	0.11	0.91
v55278	C	0	1	-3.96	0.00	0.94
v55279	A	1	68	-3.77	0.03	0.92
v55279	B	0	1	-3.96	0.00	0.94
v55279	C	0	9	-4.51	0.27	0.65
v55280	A	1	66	-3.84	0.03	0.98
v55280	B	0	4	-4.56	0.16	0.54
v55280	C	0	8	-3.96	0.11	0.97
v55281	A	1	50	-3.85	0.05	1.06
v55281	B	0	16	-4.34	0.31	0.89
v55281	C	0	12	-4.36	0.16	0.71
v55282	A	1	45	-3.83	0.04	0.97
v55282	B	0	23	-3.98	0.07	0.95
v55282	C	0	10	-4.85	0.50	0.71
v55283	A	1	65	-3.77	0.03	0.92
v55283	B	0	11	-4.04	0.05	0.87
v55283	C	0	2	-3.89	0.06	1.00
v55284	A	1	58	-3.84	0.03	0.99
v55284	B	0	20	-4.13	0.15	0.89
v55284	C	0	0	0.00	0.00	0.00
v55285	A	1	73	-3.91	0.05	1.26
v55285	B	0	2	-4.23	0.40	0.77
v55285	C	0	3	-5.09	0.22	0.32
v55286	A	1	69	-3.84	0.03	0.99
v55286	B	0	5	-3.97	0.08	0.94
v55286	C	0	4	-4.72	0.46	0.56
v55287	A	1	69	-3.82	0.03	0.98
v55287	B	0	5	-4.91	0.29	0.44
v55287	C	0	4	-5.24	1.23	0.90
v55288	A	1	45	-3.80	0.05	0.97
v55288	B	0	6	-4.25	0.17	0.75
v55288	C	0	27	-4.16	0.06	0.79
v55289	A	1	71	-3.80	0.03	0.94
v55289	B	0	5	-4.27	0.12	0.70
v55289	C	0	2	-5.51	1.09	0.33
v55290	A	1	35	-3.77	0.04	0.92
v55290	B	0	19	-3.95	0.11	1.02
v55290	C	0	24	-4.07	0.06	0.87

Table 2
Distractor Analysis Results Cont.

Item	Answer choice	Score	# of students	Average measure	Standard error	Mean square outfit
v55316	A	1	64	-3.81	0.03	0.95
v55316	B	0	8	-4.62	0.24	0.56
v55316	C	0	6	-4.38	0.20	0.67
v55317	A	1	50	-3.78	0.05	0.98
v55317	B	0	22	-4.05	0.07	0.89
v55317	C	0	6	-3.98	0.10	0.94
v55318	A	1	70	-3.84	0.03	1.00
v55318	B	0	5	-4.31	0.13	0.68
v55318	C	0	3	-5.11	0.65	0.46
v55319	A	1	57	-3.78	0.03	0.93
v55319	B	0	10	-4.06	0.13	0.90
v55319	C	0	11	-4.04	0.10	0.90
v55320	A	1	66	-3.78	0.03	0.92
v55320	B	0	5	-4.52	0.11	0.55
v55320	C	0	8	-4.12	0.13	0.84
v55321	A	1	68	-3.80	0.02	0.93
v55321	B	0	3	-4.38	0.16	0.63
v55321	C	0	7	-4.33	0.12	0.67
v55322	A	1	68	-3.81	0.04	0.99
v55322	B	0	3	-4.26	0.10	0.70
v55322	C	0	7	-4.06	0.10	0.87
v55323	A	1	60	-3.80	0.03	0.95
v55323	B	0	12	-4.04	0.07	0.88
v55323	C	0	6	-4.32	0.20	0.71
v55324	A	1	78	-3.85	0.03	0.99
v55324	B	0	0	0.00	0.00	0.00
v55324	C	0	1	-3.96	0.00	0.94
v55325	A	1	56	-3.81	0.04	0.97
v55325	B	0	5	-4.10	0.09	0.82
v55325	C	0	16	-4.17	0.17	0.85
v55326	A	1	72	-3.79	0.03	0.93
v55326	B	0	6	-3.88	0.16	1.07
v55326	C	0	1	-3.83	0.00	1.06
v55327	A	1	71	-3.88	0.03	1.04
v55327	B	0	6	-4.15	0.16	0.83
v55327	C	0	2	-4.36	0.27	0.65
v55328	A	1	44	-3.81	0.04	0.96
v55328	B	0	20	-4.15	0.07	0.80
v55328	C	0	14	-4.21	0.14	0.81
v55329	A	1	56	-3.80	0.03	0.95
v55329	B	0	10	-4.46	0.27	0.70
v55329	C	0	12	-4.14	0.11	0.84

Table 2
Distractor Analysis Results Cont.

Item	Answer choice	Score	# of students	Average measure	Standard error	Mean square outfit
v55330	A	1	32	-3.96	0.10	1.42
v55330	B	0	39	-4.01	0.06	0.93
v55330	C	0	7	-4.14	0.24	0.88
v55331	A	1	73	-3.84	0.03	1.00
v55331	B	0	4	-5.09	0.52	0.40
v55331	C	0	1	-4.25	0.00	0.70
v55332	A	1	65	-3.76	0.02	0.89
v55332	B	0	6	-4.77	0.31	0.52
v55332	C	0	7	-4.34	0.14	0.67
v55333	A	1	35	-3.86	0.05	1.02
v55333	B	0	40	-4.05	0.07	0.91
v55333	C	0	4	-4.03	0.09	0.88
v55334	A	1	60	-3.84	0.04	1.00
v55334	B	0	6	-4.32	0.30	0.78
v55334	C	0	12	-4.08	0.15	0.91
v55335	A	1	68	-3.83	0.03	0.99
v55335	B	0	8	-4.30	0.13	0.71
v55335	C	0	3	-3.98	0.15	0.94
v55361	A	1	74	-3.89	0.04	1.10
v55361	B	0	1	-5.52	0.00	0.20
v55361	C	0	2	-4.75	0.12	0.43
v55362	A	1	76	-3.85	0.04	1.05
v55362	B	0	2	-4.13	0.30	0.82
v55362	C	0	0	0.00	0.00	0.00
v55363	A	1	65	-3.85	0.03	1.00
v55363	B	0	12	-4.00	0.08	0.92
v55363	C	0	1	-5.16	0.00	0.28
v55364	A	1	58	-3.91	0.06	1.22
v55364	B	0	10	-3.95	0.07	0.96
v55364	C	0	10	-4.08	0.14	0.89
v55365	A	1	66	-3.84	0.03	0.98
v55365	B	0	5	-4.20	0.27	0.83
v55365	C	0	8	-4.02	0.14	0.93
v55366	A	1	58	-3.83	0.03	0.98
v55366	B	0	19	-4.09	0.10	0.87
v55366	C	0	1	-8.93	0.00	0.00
v55367	A	1	70	-3.78	0.02	0.91
v55367	B	0	6	-4.45	0.11	0.59
v55367	C	0	2	-5.22	1.38	0.56
v55368	A	1	2513	-3.86	0.01	0.93
v55368	B	0	537	-4.27	0.03	0.97
v55368	C	0	145	-4.72	0.08	0.70

Table 2
Distractor Analysis Results Cont.

Item	Answer choice	Score	# of students	Average measure	Standard error	Mean square outfit
v55369	A	1	45	-3.86	0.06	1.07
v55369	B	0	10	-3.96	0.09	0.96
v55369	C	0	23	-3.99	0.07	0.95
v55370	A	1	55	-3.74	0.03	0.87
v55370	B	0	12	-3.97	0.08	0.95
v55370	C	0	12	-4.10	0.10	0.85
v55371	A	1	46	-3.79	0.03	0.93
v55371	B	0	25	-3.96	0.05	0.95
v55371	C	0	7	-4.01	0.07	0.90
v55372	A	1	65	-3.87	0.04	1.03
v55372	B	0	0	0.00	0.00	0.00
v55372	C	0	13	-4.15	0.12	0.84
v55373	A	1	51	-3.83	0.05	1.01
v55373	B	0	8	-4.26	0.10	0.72
v55373	C	0	19	-4.17	0.12	0.82
v55374	A	1	22	-3.88	0.09	1.10
v55374	B	0	24	-4.06	0.05	0.87
v55374	C	0	32	-3.94	0.06	0.99
v55375	A	1	72	-3.79	0.03	0.94
v55375	B	0	4	-4.57	0.51	0.68
v55375	C	0	0	0.00	0.00	0.00
v55376	A	1	69	-3.78	0.03	0.93
v55376	B	0	3	-5.76	1.59	0.76
v55376	C	0	6	-4.11	0.14	0.84
v55377	A	1	61	-3.80	0.03	0.94
v55377	B	0	14	-4.22	0.08	0.76
v55377	C	0	3	-4.34	0.45	0.76
v55378	A	1	76	-3.82	0.03	0.95
v55378	B	0	2	-4.42	0.00	0.59
v55378	C	0	0	0.00	0.00	0.00
v55379	A	1	60	-3.81	0.04	0.99
v55379	B	0	15	-4.06	0.09	0.89
v55379	C	0	3	-4.24	0.23	0.75
v55380	A	1	75	-3.90	0.04	1.07
v55380	B	0	3	-4.46	0.56	0.74
v55380	C	0	0	0.00	0.00	0.00
v55406	A	1	74	-3.81	0.03	0.95
v55406	B	0	1	-4.87	0.00	0.38
v55406	C	0	3	-4.57	0.48	0.61
v55407	A	1	58	-3.85	0.04	1.04
v55407	B	0	14	-4.30	0.37	0.99
v55407	C	0	6	-4.58	0.42	0.66

Table 2
Distractor Analysis Results Cont.

Item	Answer choice	Score	# of students	Average measure	Standard error	Mean square outfit
v55408	A	1	65	-3.81	0.04	0.97
v55408	B	0	7	-4.24	0.27	0.84
v55408	C	0	6	-4.39	0.11	0.63
v55409	A	1	59	-3.83	0.04	1.00
v55409	B	0	9	-4.02	0.11	0.92
v55409	C	0	10	-4.19	0.15	0.80
v55410	A	1	78	-3.80	0.03	0.95
v55410	B	0	0	0.00	0.00	0.00
v55410	C	0	0	0.00	0.00	0.00
v55411	A	1	1881	-3.84	0.01	0.96
v55411	B	0	1160	-4.04	0.01	1.03
v55411	C	0	123	-4.38	0.08	0.86
v55412	A	1	29	-3.72	0.03	0.86
v55412	B	0	42	-3.96	0.05	0.97
v55412	C	0	7	-4.36	0.20	0.70
v55413	A	1	47	-3.88	0.06	1.11
v55413	B	0	1	-5.16	0.00	0.28
v55413	C	0	30	-4.05	0.06	0.90
v55414	A	1	32	-3.73	0.06	0.94
v55414	B	0	42	-4.00	0.04	0.93
v55414	C	0	5	-4.05	0.17	0.89
v55415	A	1	62	-3.79	0.03	0.93
v55415	B	0	9	-4.50	0.22	0.63
v55415	C	0	7	-3.92	0.10	0.99
v55416	A	1	77	-3.84	0.03	0.99
v55416	B	0	1	-4.63	0.00	0.48
v55416	C	0	0	0.00	0.00	0.00
v55417	A	1	62	-3.78	0.03	0.94
v55417	B	0	11	-3.89	0.05	1.02
v55417	C	0	5	-5.23	0.93	0.67
v55418	A	1	62	-3.85	0.05	1.05
v55418	B	0	11	-4.40	0.17	0.69
v55418	C	0	4	-4.65	0.65	0.69
v55419	A	1	68	-3.79	0.03	0.94
v55419	B	0	7	-4.41	0.16	0.65
v55419	C	0	3	-4.32	0.42	0.76
v55420	A	1	71	-3.81	0.03	0.96
v55420	B	0	3	-4.70	0.45	0.54
v55420	C	0	4	-4.81	0.06	0.40
v55421	A	1	63	-3.89	0.04	1.08
v55421	B	0	11	-4.34	0.17	0.73
v55421	C	0	4	-4.73	0.19	0.46

Table 2
Distractor Analysis Results Cont.

Item	Answer choice	Score	# of students	Average measure	Standard error	Mean square outfit
v55422	A	1	62	-3.84	0.04	1.04
v55422	B	0	3	-4.07	0.18	0.86
v55422	C	0	13	-4.18	0.17	0.84
v55423	A	1	70	-3.82	0.04	0.98
v55423	B	0	6	-3.97	0.07	0.94
v55423	C	0	3	-3.90	0.18	1.02
v55424	A	1	75	-3.80	0.03	0.95
v55424	B	0	2	-4.34	0.09	0.64
v55424	C	0	2	-4.87	0.00	0.38
v55425	A	1	52	-3.82	0.04	0.97
v55425	B	0	14	-4.03	0.09	0.91
v55425	C	0	12	-4.26	0.17	0.78
v55451	A	1	69	-3.79	0.02	0.92
v55451	B	0	5	-4.31	0.15	0.68
v55451	C	0	4	-4.08	0.12	0.85
v55452	A	1	57	-3.86	0.04	1.03
v55452	B	0	7	-4.00	0.06	0.90
v55452	C	0	14	-4.33	0.10	0.68
v55453	A	1	68	-3.87	0.05	1.18
v55453	B	0	6	-4.80	0.28	0.48
v55453	C	0	4	-4.50	0.16	0.56
v55454	A	1	76	-3.87	0.04	1.05
v55454	B	0	2	-7.22	1.70	0.20
v55454	C	0	0	0.00	0.00	0.00
v55455	A	1	66	-3.81	0.04	0.98
v55455	B	0	8	-4.25	0.13	0.74
v55455	C	0	4	-4.39	0.30	0.69
v55456	A	1	72	-3.85	0.04	1.02
v55456	B	0	5	-5.10	0.40	0.38
v55456	C	0	1	-3.83	0.00	1.06
v55457	A	1	66	-3.79	0.02	0.93
v55457	B	0	7	-4.41	0.30	0.73
v55457	C	0	5	-4.27	0.24	0.76
v55458	A	1	68	-3.77	0.02	0.91
v55458	B	0	8	-4.16	0.11	0.79
v55458	C	0	1	-4.63	0.00	0.48
v55459	A	1	40	-3.78	0.04	0.93
v55459	B	0	34	-3.92	0.03	0.99
v55459	C	0	4	-4.35	0.39	0.75
v55460	A	1	58	-3.79	0.03	0.94
v55460	B	0	8	-4.08	0.08	0.85
v55460	C	0	12	-4.04	0.08	0.89

Table 2
Distractor Analysis Results Cont.

Item	Answer choice	Score	# of students	Average measure	Standard error	Mean square outfit
v55461	A	1	69	-3.84	0.03	0.99
v55461	B	0	7	-4.18	0.10	0.77
v55461	C	0	2	-4.63	0.00	0.48
v55462	A	1	69	-3.77	0.03	0.91
v55462	B	0	3	-4.32	0.16	0.66
v55462	C	0	6	-4.85	0.12	0.40
v55463	A	1	74	-3.85	0.03	1.01
v55463	B	0	1	-4.42	0.00	0.59
v55463	C	0	3	-4.35	0.26	0.67
v55464	A	1	59	-3.80	0.03	0.94
v55464	B	0	15	-4.12	0.09	0.83
v55464	C	0	4	-5.54	1.14	0.63
v55465	A	1	73	-3.87	0.05	1.13
v55465	B	0	5	-4.53	0.40	0.69
v55465	C	0	3	-3.89	0.14	1.02
v55466	A	1	59	-3.81	0.03	0.96
v55466	B	0	6	-4.60	0.31	0.59
v55466	C	0	13	-3.91	0.06	1.00
v55467	A	1	74	-3.84	0.03	0.99
v55467	B	0	2	-4.29	0.34	0.71
v55467	C	0	2	-5.07	0.45	0.34
v55468	A	1	60	-3.78	0.03	0.91
v55468	B	0	4	-4.44	0.25	0.62
v55468	C	0	15	-4.29	0.13	0.74
v55469	A	1	68	-3.86	0.04	1.06
v55469	B	0	5	-4.96	0.48	0.53
v55469	C	0	5	-3.96	0.06	0.94
v55470	A	1	47	-3.79	0.03	0.93
v55470	B	0	27	-4.13	0.09	0.85
v55470	C	0	4	-4.76	0.27	0.46
v55496	A	1	65	-3.82	0.03	0.96
v55496	B	0	3	-4.00	0.05	0.90
v55496	C	0	10	-4.13	0.10	0.82
v55497	A	1	74	-3.80	0.04	0.98
v55497	B	0	3	-4.62	0.45	0.57
v55497	C	0	2	-3.73	0.11	1.19
v55498	A	1	73	-3.82	0.03	0.98
v55498	B	0	2	-5.01	0.15	0.33
v55498	C	0	3	-4.09	0.00	0.82
v55499	A	1	76	-3.89	0.03	1.05
v55499	B	0	1	-4.25	0.00	0.70
v55499	C	0	1	-3.96	0.00	0.94

Table 2
Distractor Analysis Results Cont.

Item	Answer choice	Score	# of students	Average measure	Standard error	Mean square outfit
v55500	A	1	72	-3.89	0.04	1.05
v55500	B	0	5	-4.49	0.30	0.66
v55500	C	0	1	-4.63	0.00	0.48
v55501	A	1	74	-3.87	0.04	1.04
v55501	B	0	2	-4.87	0.00	0.38
v55501	C	0	2	-5.01	0.15	0.33
v55502	A	1	77	-3.83	0.03	0.97
v55502	B	0	0	0.00	0.00	0.00
v55502	C	0	1	-4.09	0.00	0.82
v55503	A	1	73	-3.77	0.03	0.92
v55503	B	0	4	-4.71	0.27	0.49
v55503	C	0	0	0.00	0.00	0.00
v55504	A	1	77	-3.82	0.03	0.96
v55504	B	0	1	-4.87	0.00	0.38
v55504	C	0	0	0.00	0.00	0.00
v55505	A	1	36	-3.81	0.08	1.10
v55505	B	0	18	-4.09	0.10	0.88
v55505	C	0	24	-4.05	0.07	0.89
v55506	A	1	49	-3.82	0.04	0.97
v55506	B	0	7	-5.32	0.66	0.54
v55506	C	0	22	-4.07	0.10	0.91
v55507	A	1	68	-3.85	0.03	1.01
v55507	B	0	4	-4.82	0.39	0.47
v55507	C	0	7	-4.07	0.08	0.85
v55508	A	1	74	-3.82	0.03	0.97
v55508	B	0	2	-4.75	0.12	0.43
v55508	C	0	2	-5.19	0.32	0.29
v55509	A	1	75	-3.83	0.03	1.00
v55509	B	0	0	0.00	0.00	0.00
v55509	C	0	4	-4.42	0.37	0.69
v55510	A	1	67	-3.82	0.03	0.97
v55510	B	0	4	-3.99	0.03	0.91
v55510	C	0	7	-4.31	0.17	0.71
v55511	A	1	69	-3.88	0.04	1.06
v55511	B	0	5	-4.20	0.24	0.81
v55511	C	0	4	-3.99	0.03	0.91
v55512	A	1	61	-3.81	0.03	0.94
v55512	B	0	7	-4.42	0.17	0.65
v55512	C	0	10	-4.32	0.18	0.74
v55513	A	1	45	-4.00	0.10	1.68
v55513	B	0	33	-4.06	0.06	0.89
v55513	C	0	0	0.00	0.00	0.00

Table 2
Distractor Analysis Results Cont.

Item	Answer choice	Score	# of students	Average measure	Standard error	Mean square outfit
v55514	A	1	72	-3.86	0.04	1.05
v55514	B	0	4	-4.84	0.59	0.54
v55514	C	0	2	-4.02	0.07	0.88
v55515	A	1	65	-3.76	0.03	0.90
v55515	B	0	13	-4.03	0.05	0.88
v55515	C	0	1	-3.72	0.00	1.18
v55541	A	1	62	-3.80	0.04	0.96
v55541	B	0	5	-3.90	0.11	1.01
v55541	C	0	11	-4.06	0.09	0.88
v55542	A	1	74	-3.80	0.03	0.94
v55542	B	0	2	-5.19	0.32	0.29
v55542	C	0	2	-5.42	0.55	0.25
v55543	A	1	42	-3.86	0.04	1.01
v55543	B	0	13	-4.21	0.08	0.76
v55543	C	0	23	-4.05	0.07	0.90
v55544	A	1	65	-3.79	0.03	0.94
v55544	B	0	3	-4.43	0.11	0.59
v55544	C	0	10	-4.24	0.17	0.78
v55545	A	1	59	-3.84	0.05	1.04
v55545	B	0	6	-4.44	0.16	0.61
v55545	C	0	13	-4.25	0.13	0.77
v55546	A	1	66	-3.81	0.04	0.99
v55546	B	0	1	-4.63	0.00	0.48
v55546	C	0	11	-4.07	0.05	0.85
v55547	A	1	43	-3.85	0.05	1.03
v55547	B	0	31	-3.99	0.06	0.96
v55547	C	0	4	-5.08	0.27	0.34
v55548	A	1	63	-3.78	0.03	0.92
v55548	B	0	7	-4.38	0.13	0.64
v55548	C	0	9	-4.26	0.30	0.84
v55549	A	1	73	-3.84	0.03	0.99
v55549	B	0	3	-4.51	0.18	0.55
v55549	C	0	2	-3.89	0.06	1.00
v55550	A	1	71	-3.79	0.03	0.93
v55550	B	0	4	-4.24	0.17	0.73
v55550	C	0	3	-4.58	0.18	0.52
v55551	A	1	41	-3.80	0.04	0.95
v55551	B	0	14	-4.20	0.11	0.79
v55551	C	0	23	-3.97	0.06	0.96
v55552	A	1	56	-3.95	0.06	1.25
v55552	B	0	5	-4.26	0.22	0.76
v55552	C	0	17	-4.12	0.14	0.89

Table 2
Distractor Analysis Results Cont.

Item	Answer choice	Score	# of students	Average measure	Standard error	Mean square outfit
v55553	A	1	64	-3.82	0.04	0.99
v55553	B	0	4	-4.41	0.27	0.65
v55553	C	0	10	-4.53	0.14	0.58
v55554	A	1	68	-3.80	0.02	0.93
v55554	B	0	7	-4.22	0.16	0.78
v55554	C	0	3	-4.07	0.18	0.86
v55555	A	1	55	-3.80	0.03	0.93
v55555	B	0	12	-4.10	0.15	0.89
v55555	C	0	12	-4.27	0.11	0.73
v55556	A	1	76	-3.83	0.04	1.01
v55556	B	0	0	0.00	0.00	0.00
v55556	C	0	2	-4.30	0.57	0.78
v55557	A	1	70	-3.84	0.03	0.99
v55557	B	0	6	-3.90	0.07	1.00
v55557	C	0	3	-4.58	0.18	0.52
v55558	A	1	74	-3.78	0.02	0.91
v55558	B	0	3	-4.58	0.18	0.52
v55558	C	0	1	-4.63	0.00	0.48
v55559	A	1	36	-3.91	0.06	1.08
v55559	B	0	32	-3.91	0.04	1.00
v55559	C	0	7	-4.07	0.16	0.89
v55560	A	1	69	-3.79	0.03	0.92
v55560	B	0	6	-4.75	0.31	0.52
v55560	C	0	3	-4.51	0.18	0.55
v55586	A	1	52	-3.79	0.05	0.98
v55586	B	0	15	-4.19	0.14	0.81
v55586	C	0	11	-4.52	0.25	0.65
v55587	A	1	67	-3.81	0.04	0.99
v55587	B	0	2	-5.19	0.32	0.29
v55587	C	0	9	-4.17	0.06	0.77
v55588	A	1	72	-3.78	0.03	0.93
v55588	B	0	6	-4.76	0.37	0.57
v55588	C	0	0	0.00	0.00	0.00
v55589	A	1	62	-3.82	0.04	0.98
v55589	B	0	8	-4.20	0.19	0.82
v55589	C	0	8	-5.24	0.61	0.57
v55590	A	1	59	-3.78	0.03	0.93
v55590	B	0	12	-4.17	0.16	0.84
v55590	C	0	7	-3.97	0.16	0.98
v55591	A	1	74	-3.83	0.03	0.98
v55591	B	0	3	-4.48	0.27	0.60
v55591	C	0	2	-3.89	0.06	1.00

Table 2
Distractor Analysis Results Cont.

Item	Answer choice	Score	# of students	Average measure	Standard error	Mean square outfit
v55592	A	1	75	-3.87	0.03	1.03
v55592	B	0	3	-4.63	0.00	0.48
v55592	C	0	0	0.00	0.00	0.00
v55593	A	1	66	-3.84	0.03	0.99
v55593	B	0	12	-4.37	0.15	0.70
v55593	C	0	0	0.00	0.00	0.00
v55594	A	1	59	-3.86	0.04	1.02
v55594	B	0	13	-4.25	0.13	0.77
v55594	C	0	6	-4.18	0.29	0.88
v55595	A	1	64	-3.80	0.03	0.95
v55595	B	0	10	-4.65	0.20	0.55
v55595	C	0	4	-4.53	0.34	0.60
v55596	A	1	68	-3.83	0.03	0.98
v55596	B	0	10	-4.38	0.15	0.68
v55596	C	0	0	0.00	0.00	0.00
v55597	A	1	75	-3.88	0.04	1.06
v55597	B	0	1	-3.62	0.00	1.31
v55597	C	0	2	-4.74	0.78	0.57
v55598	A	1	33	-3.81	0.04	0.95
v55598	B	0	23	-4.11	0.09	0.86
v55598	C	0	21	-4.13	0.11	0.85
v55599	A	1	55	-3.87	0.04	1.04
v55599	B	0	18	-4.10	0.10	0.87
v55599	C	0	5	-4.28	0.23	0.73
v55600	A	1	74	-3.82	0.03	0.98
v55600	B	0	4	-3.95	0.14	0.97
v55600	C	0	0	0.00	0.00	0.00
v55601	A	1	53	-3.84	0.03	0.98
v55601	B	0	13	-4.43	0.19	0.68
v55601	C	0	12	-4.00	0.13	0.97
v55602	A	1	49	-3.79	0.03	0.92
v55602	B	0	20	-4.19	0.15	0.85
v55602	C	0	9	-4.66	0.27	0.59
v55603	A	1	53	-3.79	0.04	0.94
v55603	B	0	19	-4.08	0.10	0.88
v55603	C	0	6	-4.16	0.25	0.88
v55604	A	1	75	-3.85	0.04	1.07
v55604	B	0	1	-6.60	0.00	0.07
v55604	C	0	2	-5.01	0.15	0.33
v55605	A	1	63	-3.76	0.03	0.91
v55605	B	0	12	-4.16	0.12	0.82
v55605	C	0	3	-4.35	0.26	0.67

Table 2
Distractor Analysis Results Cont.

Item	Answer choice	Score	# of students	Average measure	Standard error	Mean square outfit
v55631	A	1	73	-3.80	0.03	0.96
v55631	B	0	3	-4.42	0.26	0.63
v55631	C	0	2	-4.29	0.34	0.71
v55632	A	1	77	-3.80	0.03	0.94
v55632	B	0	0	0.00	0.00	0.00
v55632	C	0	1	-8.93	0.00	0.00
v55633	A	1	65	-3.84	0.04	1.03
v55633	B	0	6	-4.76	0.42	0.62
v55633	C	0	7	-4.29	0.25	0.79
v55634	A	1	77	-3.87	0.04	1.04
v55634	B	0	0	0.00	0.00	0.00
v55634	C	0	1	-4.63	0.00	0.48
v55635	A	1	72	-3.81	0.03	0.96
v55635	B	0	2	-4.10	0.15	0.82
v55635	C	0	4	-4.32	0.25	0.71
v55636	A	1	48	-3.71	0.03	0.85
v55636	B	0	20	-4.12	0.11	0.86
v55636	C	0	10	-4.10	0.14	0.87
v55637	A	1	64	-3.77	0.03	0.91
v55637	B	0	5	-3.84	0.08	1.06
v55637	C	0	9	-4.07	0.12	0.88
v55638	A	1	51	-3.81	0.04	0.96
v55638	B	0	14	-4.04	0.07	0.89
v55638	C	0	13	-4.09	0.10	0.86
v55639	A	1	67	-3.83	0.03	0.98
v55639	B	0	5	-4.58	0.15	0.53
v55639	C	0	6	-4.30	0.10	0.68
v55640	A	1	30	-3.80	0.05	0.96
v55640	B	0	19	-4.11	0.09	0.86
v55640	C	0	30	-3.99	0.06	0.95
v55641	A	1	68	-3.81	0.03	0.97
v55641	B	0	1	-3.96	0.00	0.94
v55641	C	0	9	-3.95	0.13	1.00
v55642	A	1	62	-3.84	0.04	1.01
v55642	B	0	10	-3.85	0.04	1.05
v55642	C	0	6	-3.94	0.04	0.96
v55643	A	1	68	-3.82	0.04	0.98
v55643	B	0	6	-4.12	0.12	0.82
v55643	C	0	4	-4.10	0.06	0.82
v55644	A	1	63	-3.82	0.03	0.97
v55644	B	0	13	-4.19	0.14	0.82
v55644	C	0	2	-4.65	0.22	0.48

Table 2
Distractor Analysis Results Cont.

Item	Answer choice	Score	# of students	Average measure	Standard error	Mean square outfit
v55645	A	1	31	-3.78	0.07	1.00
v55645	B	0	7	-4.82	0.70	0.82
v55645	C	0	40	-3.99	0.04	0.92
v55646	A	1	67	-3.79	0.03	0.95
v55646	B	0	5	-4.51	0.30	0.63
v55646	C	0	6	-4.92	0.34	0.48
v55647	A	1	77	-3.81	0.02	0.94
v55647	B	0	1	-4.42	0.00	0.59
v55647	C	0	0	0.00	0.00	0.00
v55648	A	1	66	-3.81	0.02	0.94
v55648	B	0	4	-4.83	0.44	0.51
v55648	C	0	7	-4.48	0.19	0.62
v55649	A	1	46	-3.75	0.03	0.89
v55649	B	0	3	-3.76	0.07	1.14
v55649	C	0	29	-4.13	0.07	0.84
v55650	A	1	74	-3.86	0.03	1.01
v55650	B	0	2	-7.04	1.88	0.28
v55650	C	0	1	-4.87	0.00	0.38
v55676	A	1	69	-3.81	0.03	0.96
v55676	B	0	5	-4.70	0.12	0.46
v55676	C	0	4	-4.08	0.15	0.85
v55677	A	1	76	-3.83	0.02	0.96
v55677	B	0	2	-4.17	0.45	0.83
v55677	C	0	0	0.00	0.00	0.00
v55678	A	1	55	-3.82	0.04	0.98
v55678	B	0	21	-4.04	0.06	0.89
v55678	C	0	2	-3.96	0.13	0.94
v55679	A	1	64	-3.85	0.03	1.00
v55679	B	0	6	-4.25	0.13	0.72
v55679	C	0	7	-4.59	0.22	0.57
v55680	A	1	73	-3.88	0.04	1.05
v55680	B	0	3	-4.63	0.00	0.48
v55680	C	0	2	-4.89	0.27	0.38
v55681	A	1	49	-3.84	0.04	1.00
v55681	B	0	25	-4.08	0.08	0.88
v55681	C	0	7	-4.21	0.19	0.79
v55682	A	1	76	-3.80	0.03	0.94
v55682	B	0	0	0.00	0.00	0.00
v55682	C	0	2	-4.97	1.01	0.53
v55683	A	1	46	-3.79	0.04	0.94
v55683	B	0	13	-4.08	0.09	0.87
v55683	C	0	19	-4.07	0.11	0.91

Table 2
Distractor Analysis Results Cont.

Item	Answer choice	Score	# of students	Average measure	Standard error	Mean square outfit
v55684	A	1	66	-3.78	0.03	0.92
v55684	B	0	8	-4.81	0.26	0.51
v55684	C	0	5	-4.64	0.18	0.51
v55685	A	1	72	-3.87	0.04	1.06
v55685	B	0	1	-4.87	0.00	0.38
v55685	C	0	5	-4.26	0.10	0.70
v55686	A	1	69	-3.84	0.04	1.04
v55686	B	0	4	-4.45	0.25	0.63
v55686	C	0	5	-4.38	0.15	0.64
v55687	A	1	49	-3.89	0.05	1.06
v55687	B	0	19	-3.94	0.05	0.97
v55687	C	0	10	-4.12	0.09	0.82
v55688	A	1	72	-3.86	0.04	1.04
v55688	B	0	2	-3.72	0.00	1.18
v55688	C	0	4	-4.00	0.11	0.91
v55689	A	1	48	-3.78	0.03	0.92
v55689	B	0	24	-3.88	0.05	1.04
v55689	C	0	6	-5.06	0.80	0.73
v55690	A	1	66	-3.86	0.05	1.12
v55690	B	0	4	-4.94	0.35	0.42
v55690	C	0	8	-4.11	0.17	0.87
v55691	A	1	60	-3.83	0.04	1.01
v55691	B	0	16	-4.13	0.06	0.81
v55691	C	0	2	-4.19	0.23	0.76
v55692	A	1	63	-3.89	0.06	1.18
v55692	B	0	8	-3.99	0.07	0.92
v55692	C	0	7	-4.72	0.41	0.63
v55693	A	1	36	-3.82	0.05	0.99
v55693	B	0	4	-5.05	0.54	0.43
v55693	C	0	37	-4.08	0.05	0.86
v55694	A	1	48	-3.78	0.04	0.93
v55694	B	0	18	-4.05	0.05	0.87
v55694	C	0	12	-3.96	0.08	0.96
v55695	A	1	64	-3.84	0.04	1.02
v55695	B	0	2	-4.63	0.00	0.48
v55695	C	0	12	-4.04	0.09	0.89
v55721	A	1	76	-3.82	0.04	1.00
v55721	B	0	1	-4.87	0.00	0.38
v55721	C	0	1	-5.98	0.00	0.12
v55722	A	1	71	-3.77	0.03	0.91
v55722	B	0	2	-4.35	0.52	0.72
v55722	C	0	5	-4.08	0.22	0.90

Table 2
Distractor Analysis Results Cont.

Item	Answer choice	Score	# of students	Average measure	Standard error	Mean square outfit
v55723	A	1	75	-3.82	0.03	0.96
v55723	B	0	2	-4.29	0.34	0.71
v55723	C	0	1	-4.87	0.00	0.38
v55724	A	1	70	-3.82	0.03	0.97
v55724	B	0	4	-4.16	0.25	0.83
v55724	C	0	4	-4.46	0.32	0.66
v55725	A	1	75	-3.83	0.03	0.99
v55725	B	0	2	-4.41	0.46	0.66
v55725	C	0	1	-4.63	0.00	0.48
v55726	A	1	61	-3.81	0.03	0.97
v55726	B	0	6	-4.07	0.12	0.86
v55726	C	0	11	-4.04	0.10	0.90
v55727	A	1	74	-3.81	0.03	0.95
v55727	B	0	2	-5.30	0.68	0.30
v55727	C	0	2	-5.19	0.32	0.29
v55728	A	1	50	-3.73	0.03	0.88
v55728	B	0	13	-4.11	0.09	0.84
v55728	C	0	13	-3.99	0.09	0.94
v55729	A	1	3032	-3.89	0.01	0.73
v55729	B	0	45	-5.10	0.12	0.58
v55729	C	0	72	-4.81	0.09	0.76
v55730	A	1	66	-3.79	0.03	0.92
v55730	B	0	4	-4.13	0.26	0.86
v55730	C	0	8	-4.16	0.20	0.85
v55731	A	1	73	-3.88	0.04	1.08
v55731	B	0	3	-4.48	0.27	0.60
v55731	C	0	2	-5.22	1.38	0.56
v55732	A	1	48	-3.77	0.03	0.90
v55732	B	0	11	-4.60	0.32	0.68
v55732	C	0	19	-4.20	0.13	0.82
v55733	A	1	74	-3.77	0.02	0.90
v55733	B	0	4	-4.21	0.26	0.80
v55733	C	0	0	0.00	0.00	0.00
v55734	A	1	61	-3.79	0.04	0.95
v55734	B	0	6	-4.04	0.14	0.90
v55734	C	0	11	-4.03	0.09	0.90
v55735	A	1	72	-3.86	0.04	1.06
v55735	B	0	4	-4.48	0.22	0.60
v55735	C	0	3	-3.90	0.18	1.02
v55736	A	1	41	-3.80	0.05	0.97
v55736	B	0	33	-3.99	0.06	0.95
v55736	C	0	4	-4.51	0.50	0.71

Table 2
Distractor Analysis Results Cont.

Item	Answer choice	Score	# of students	Average measure	Standard error	Mean square outfit
v55737	A	1	55	-3.82	0.04	0.98
v55737	B	0	15	-4.43	0.16	0.68
v55737	C	0	8	-3.96	0.11	0.97
v55738	A	1	67	-3.81	0.04	0.98
v55738	B	0	6	-4.40	0.18	0.65
v55738	C	0	5	-4.34	0.20	0.69
v55739	A	1	30	-3.78	0.05	0.94
v55739	B	0	39	-4.08	0.07	0.89
v55739	C	0	8	-3.98	0.14	0.96
v55740	A	1	56	-3.85	0.04	1.01
v55740	B	0	22	-3.96	0.06	0.96
v55740	C	0	0	0.00	0.00	0.00
v55766	A	1	66	-3.75	0.03	0.89
v55766	B	0	12	-4.04	0.09	0.89
v55766	C	0	0	0.00	0.00	0.00
v55767	A	1	55	-3.73	0.03	0.87
v55767	B	0	23	-4.24	0.11	0.78
v55767	C	0	0	0.00	0.00	0.00
v55768	A	1	64	-3.79	0.03	0.94
v55768	B	0	6	-3.99	0.07	0.92
v55768	C	0	8	-4.57	0.18	0.56
v55769	A	1	55	-3.86	0.04	1.02
v55769	B	0	9	-3.97	0.13	0.97
v55769	C	0	14	-3.90	0.09	1.03
v55770	A	1	72	-3.88	0.05	1.10
v55770	B	0	6	-5.06	0.31	0.38
v55770	C	0	0	0.00	0.00	0.00
v55771	A	1	75	-3.75	0.03	0.89
v55771	B	0	3	-4.54	0.39	0.61
v55771	C	0	0	0.00	0.00	0.00
v55772	A	1	65	-3.78	0.03	0.93
v55772	B	0	10	-4.29	0.13	0.72
v55772	C	0	4	-4.31	0.31	0.75
v55773	A	1	74	-3.81	0.03	0.96
v55773	B	0	3	-4.12	0.17	0.82
v55773	C	0	0	0.00	0.00	0.00
v55774	A	1	62	-3.87	0.04	1.05
v55774	B	0	5	-4.16	0.08	0.77
v55774	C	0	11	-3.97	0.20	1.04
v55775	A	1	51	-3.76	0.04	0.92
v55775	B	0	23	-4.20	0.11	0.81
v55775	C	0	4	-4.77	0.16	0.43

Table 2
Distractor Analysis Results Cont.

Item	Answer choice	Score	# of students	Average measure	Standard error	Mean square outfit
v55776	B	0	25	-3.99	0.05	0.93
v55776	C	0	2	-3.96	0.13	0.94
v55777	A	1	73	-3.85	0.05	1.14
v55777	B	0	1	-5.52	0.00	0.20
v55777	C	0	4	-5.03	0.53	0.43
v55778	A	1	54	-3.86	0.05	1.06
v55778	B	0	19	-4.20	0.09	0.79
v55778	C	0	6	-4.14	0.20	0.85
v55779	A	1	77	-3.88	0.04	1.06
v55779	B	0	0	0.00	0.00	0.00
v55779	C	0	1	-5.16	0.00	0.28
v55780	A	1	67	-3.79	0.03	0.95
v55780	B	0	2	-4.87	0.00	0.38
v55780	C	0	9	-4.18	0.16	0.82
v55781	A	1	75	-3.83	0.03	0.99
v55781	B	0	1	-4.09	0.00	0.82
v55781	C	0	2	-4.89	0.27	0.38
v55782	A	1	33	-3.80	0.04	0.94
v55782	B	0	40	-3.98	0.06	0.96
v55782	C	0	5	-4.06	0.12	0.87
v55783	A	1	60	-3.82	0.03	0.96
v55783	B	0	6	-4.67	0.25	0.53
v55783	C	0	11	-4.10	0.14	0.88
v55784	A	1	67	-3.85	0.05	1.08
v55784	B	0	8	-4.16	0.14	0.81
v55784	C	0	4	-4.69	0.44	0.56
v55785	A	1	68	-3.78	0.02	0.91
v55785	B	0	3	-4.98	0.81	0.53
v55785	C	0	7	-4.36	0.12	0.66
v55811	A	1	74	-3.85	0.03	1.00
v55811	B	0	2	-5.30	0.68	0.30
v55811	C	0	1	-5.52	0.00	0.20
v55812	A	1	68	-3.84	0.03	0.99
v55812	B	0	5	-4.16	0.27	0.86
v55812	C	0	5	-4.13	0.21	0.85
v55813	A	1	54	-3.85	0.04	1.02
v55813	B	0	11	-4.77	0.49	0.80
v55813	C	0	13	-3.95	0.08	0.98
v55814	A	1	37	-3.72	0.03	0.86
v55814	B	0	30	-4.09	0.08	0.88
v55814	C	0	11	-4.40	0.18	0.70
v55776	B	0	25	-3.99	0.05	0.93

Table 2
Distractor Analysis Results Cont.

Item	Answer choice	Score	# of students	Average measure	Standard error	Mean square outfit
v55815	A	1	47	-3.83	0.06	1.08
v55815	B	0	24	-4.05	0.09	0.92
v55815	C	0	7	-4.58	0.31	0.63
v55816	A	1	66	-3.80	0.03	0.94
v55816	B	0	7	-4.25	0.30	0.84
v55816	C	0	5	-4.78	0.20	0.45
v55817	A	1	74	-3.85	0.03	0.99
v55817	B	0	2	-4.36	0.27	0.65
v55817	C	0	2	-4.29	0.34	0.71
v55818	A	1	35	-3.76	0.03	0.89
v55818	B	0	22	-4.03	0.10	0.94
v55818	C	0	20	-4.06	0.06	0.87
v55819	A	1	60	-3.80	0.04	0.96
v55819	B	0	4	-4.47	0.19	0.59
v55819	C	0	15	-4.07	0.12	0.91
v55820	A	1	70	-3.83	0.03	0.97
v55820	B	0	1	-6.60	0.00	0.07
v55820	C	0	7	-4.16	0.09	0.79
v55821	A	1	53	-3.83	0.04	0.99
v55821	B	0	8	-4.21	0.13	0.77
v55821	C	0	17	-3.99	0.08	0.95
v55822	A	1	71	-3.76	0.02	0.90
v55822	B	0	3	-3.88	0.11	1.02
v55822	C	0	4	-4.55	0.27	0.57
v55823	A	1	69	-3.83	0.04	1.00
v55823	B	0	7	-4.35	0.15	0.68
v55823	C	0	2	-5.75	0.23	0.16
v55824	A	1	66	-3.84	0.03	0.99
v55824	B	0	8	-4.40	0.20	0.67
v55824	C	0	4	-4.49	0.31	0.63
v55825	A	1	73	-3.88	0.04	1.07
v55825	B	0	3	-4.32	0.30	0.71
v55825	C	0	2	-5.11	0.87	0.41
v55826	A	1	63	-3.88	0.04	1.04
v55826	B	0	5	-3.98	0.18	0.97
v55826	C	0	10	-4.40	0.25	0.74
v55827	A	1	53	-3.78	0.03	0.92
v55827	B	0	8	-4.12	0.23	0.91
v55827	C	0	17	-4.01	0.06	0.91
v55828	A	1	52	-3.78	0.04	0.95
v55828	B	0	22	-4.24	0.10	0.77
v55828	C	0	4	-4.10	0.08	0.82

Table 2
Distractor Analysis Results Cont.

Item	Answer choice	Score	# of students	Average measure	Standard error	Mean square outfit
v55829	A	1	67	-3.80	0.03	0.96
v55829	B	0	1	-5.16	0.00	0.28
v55829	C	0	10	-4.43	0.15	0.63
v55830	A	1	69	-3.84	0.04	1.00
v55830	B	0	9	-3.82	0.06	1.09
v55830	C	0	0	0.00	0.00	0.00
v55856	A	1	76	-3.81	0.03	0.95
v55856	B	0	1	-4.09	0.00	0.82
v55856	C	0	1	-3.72	0.00	1.18
v55857	A	1	68	-3.82	0.03	0.96
v55857	B	0	4	-4.96	0.44	0.46
v55857	C	0	7	-4.18	0.10	0.77
v55858	A	1	53	-3.84	0.06	1.08
v55858	B	0	17	-4.02	0.08	0.92
v55858	C	0	7	-4.50	0.14	0.58
v55859	A	1	67	-3.81	0.03	0.95
v55859	B	0	8	-4.88	0.24	0.45
v55859	C	0	4	-4.32	0.40	0.78
v55860	A	1	70	-3.80	0.04	0.97
v55860	B	0	4	-4.98	0.32	0.39
v55860	C	0	4	-4.37	0.28	0.69
v55861	A	1	71	-3.81	0.03	0.96
v55861	B	0	6	-3.97	0.08	0.94
v55861	C	0	1	-5.98	0.00	0.12
v55862	A	1	65	-3.83	0.04	1.03
v55862	B	0	3	-5.01	0.27	0.35
v55862	C	0	9	-4.19	0.12	0.78
v55863	A	1	72	-3.81	0.03	0.96
v55863	B	0	2	-4.75	0.12	0.43
v55863	C	0	3	-4.79	0.08	0.41
v55864	A	1	63	-3.83	0.04	1.00
v55864	B	0	14	-4.17	0.12	0.82
v55864	C	0	1	-4.87	0.00	0.38
v55865	A	1	47	-3.78	0.03	0.92
v55865	B	0	24	-4.22	0.13	0.82
v55865	C	0	7	-4.17	0.07	0.77
v55866	A	1	43	-3.92	0.08	1.35
v55866	B	0	12	-3.98	0.06	0.93
v55866	C	0	23	-3.92	0.04	0.98
v55867	A	1	71	-3.95	0.05	1.20
v55867	B	0	4	-4.49	0.39	0.67
v55867	C	0	3	-4.19	0.23	0.78

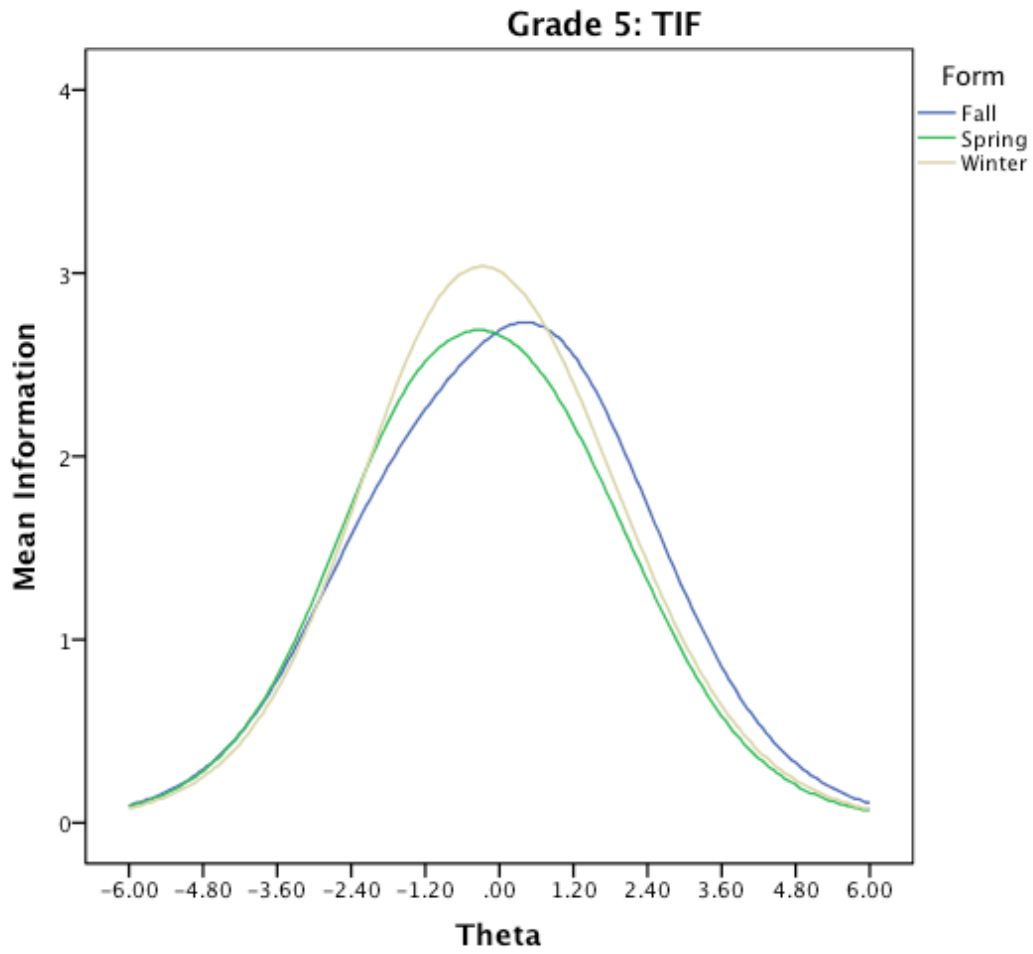
Table 2
Distractor Analysis Results Cont.

Item	Answer choice	Score	# of students	Average measure	Standard error	Mean square outfit
v55868	A	1	22	-4.03	0.10	1.30
v55868	B	0	4	-4.20	0.32	0.83
v55868	C	0	52	-3.88	0.03	1.04
v55869	A	1	73	-3.87	0.03	1.02
v55869	B	0	0	0.00	0.00	0.00
v55869	C	0	5	-4.42	0.20	0.64
v55870	A	1	65	-3.79	0.02	0.92
v55870	B	0	4	-5.11	0.53	0.45
v55870	C	0	9	-4.11	0.08	0.82
v55871	A	1	51	-3.84	0.05	1.01
v55871	B	0	4	-5.14	0.37	0.35
v55871	C	0	23	-4.09	0.08	0.87
v55872	A	1	70	-3.82	0.03	0.97
v55872	B	0	2	-4.10	0.15	0.82
v55872	C	0	6	-4.50	0.20	0.60
v55873	A	1	56	-3.81	0.03	0.95
v55873	B	0	17	-4.06	0.11	0.91
v55873	C	0	5	-4.18	0.14	0.77
v55874	A	1	72	-3.80	0.03	0.94
v55874	B	0	3	-4.46	0.22	0.59
v55874	C	0	3	-4.53	0.23	0.56

Table 3
Test Information Summary

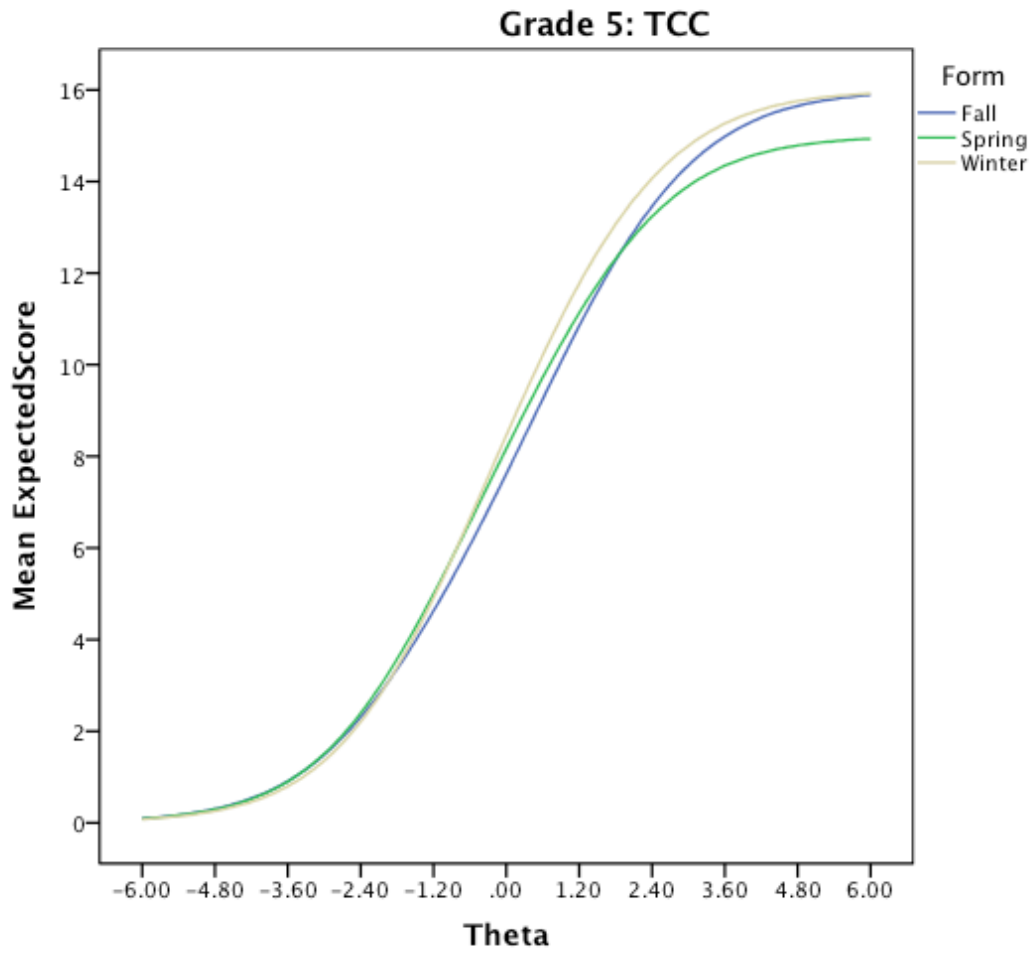
Form	Mean measure
Form 1	-0.23
Form 2	-0.23
Form 3	-0.24
Form 4	-0.23
Form 5	-0.23
Form 6	-0.19
Form 7	-0.21
Form 8	-0.22
Form 9	-0.21
Form 10	-0.20
Benchmark 1	-0.22
Benchmark 2	-0.22
Benchmark 3	-0.21

Figure 1. Test Information Function of Grade 5 Vocabulary Measures



Note. Spring form has one fewer item represented.

Figure 2. Test Characteristics Curve of Grade 5 Vocabulary Measures



Note. Spring form has one fewer item represented.